

**PRATT & WHITNEY CANADA**  
**ILLUSTRATED PARTS CATALOG**  
**MANUAL PART NO. 3013244**

LIST OF EFFECTIVE PAGES

<u>CHAPTER SECTION</u>	<u>PAGE</u>	<u>DATE</u>	<u>CHAPTER SECTION</u>	<u>PAGE</u>	<u>DATE</u>	
LEP	1	Aug 27/2004		5	Aug 27/2004	
	2 blank	Aug 27/2004		6 blank	Aug 27/2004	
Contents	1	Aug 27/2004	72-30-05	1	Aug 27/2004	
	2 blank	Aug 27/2004	Figure 2	2	Aug 27/2004	
72-30-01 Figure 1	3	Aug 27/2004		3	Aug 27/2004	
	4	Aug 27/2004		4	Aug 27/2004	
	5	Aug 27/2004		5	Aug 27/2004	
	6 blank	Aug 27/2004		6	Aug 27/2004	
				7	Aug 27/2004	
				8	Aug 27/2004	
72-30-02 Figure 1				9	Aug 27/2004	
				10	Aug 27/2004	
	1	Aug 27/2004				
	2	Aug 27/2004	72-30-05	1	Aug 27/2004	
	3	Aug 27/2004	Figure 3	2	Aug 27/2004	
	4	Aug 27/2004		3	Aug 27/2004	
72-30-04 Figure 1	5	Aug 27/2004		4	Aug 27/2004	
	6	Aug 27/2004		5	Aug 27/2004	
	7	Aug 27/2004		6	Aug 27/2004	
	8	Aug 27/2004		7	Aug 27/2004	
	9	Aug 27/2004		8	Aug 27/2004	
	10	Aug 27/2004		9	Aug 27/2004	
	11	Aug 27/2004		10	Aug 27/2004	
	12	Aug 27/2004				
	13	Aug 27/2004				
	14	Aug 27/2004				
	15	Aug 27/2004				
	16 blank	Aug 27/2004				
	72-30-05 Figure 1	1	Aug 27/2004			
		2	Aug 27/2004			
		3	Aug 27/2004			
		4	Aug 27/2004			



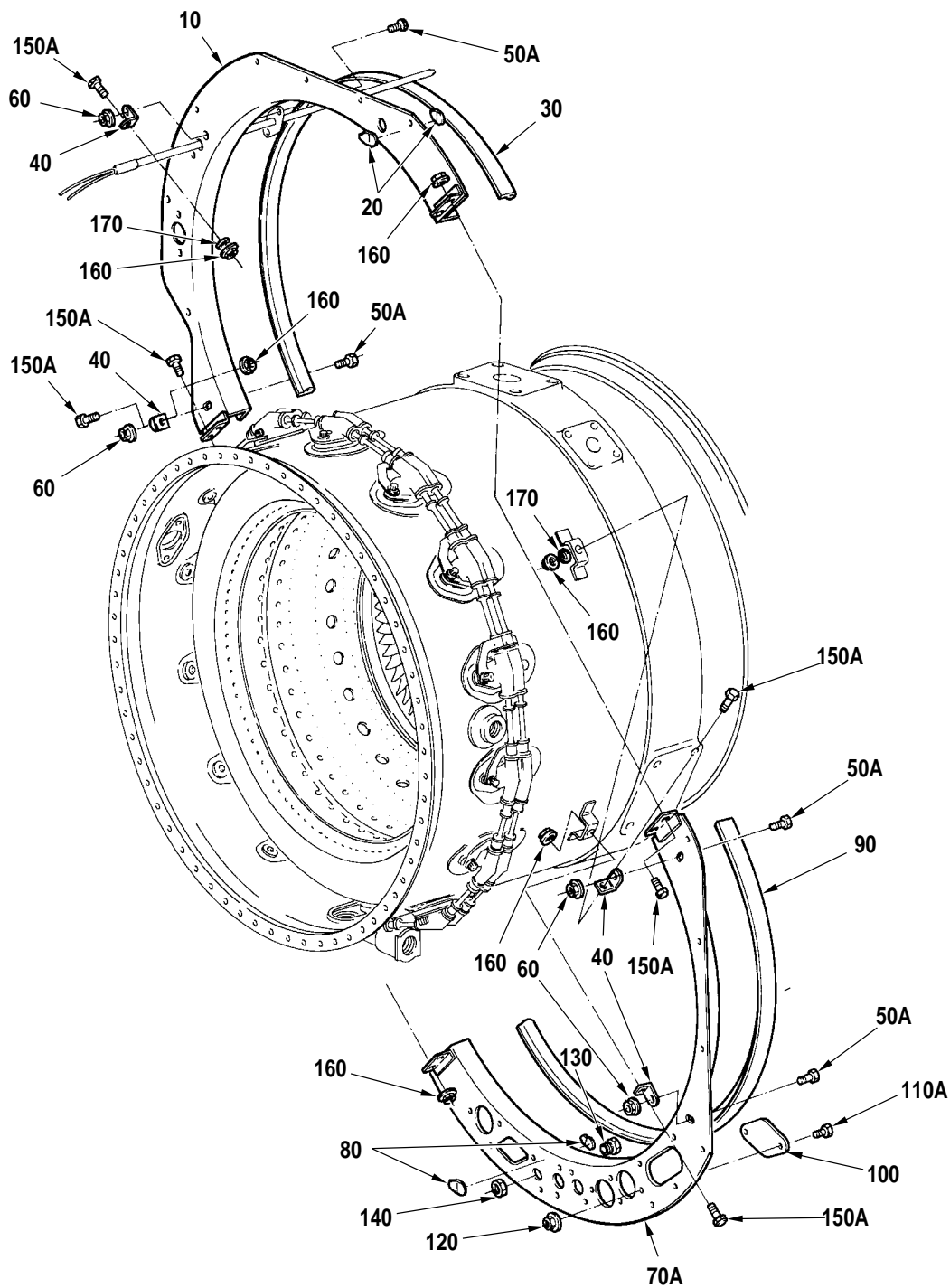
**PRATT & WHITNEY CANADA**  
**ILLUSTRATED PARTS CATALOG**  
**MANUAL PART NO. 3013244**

<u>TITLE</u>	<u>TABLE OF CONTENTS</u>	<u>CH/SE/SU</u>	<u>FIGURE</u>
Center Fireseal Group		72-30-01	1
Rear Fireseal Group		72-30-02	1
Gas Generator Case Installation Group		72-30-04	1
Compressor Rotor Installation		72-30-05	1
Rotor Balancing Assembly, Compressor (Post-SB1113)		72-30-05	3
Rotor Balancing Assembly, Compressor (Pre-SB1113)		72-30-05	2



# Center Fireseal Group

PRATT & WHITNEY CANADA  
ILLUSTRATED PARTS CATALOG  
MANUAL PART NO. 3013244



Center Fireseal Group  
Figure 1

**PRATT & WHITNEY CANADA**  
**ILLUSTRATED PARTS CATALOG**  
**MANUAL PART NO. 3013244**

FIG. ITEM	PART NUMBER	AIRLINE PART NUMBER	1234567 NOMENCLATURE	EFFECT CODE	UNITS PER ASSY
1					
- 1			CENTER FIRESEAL GROUP SEE 72-00-00 FIG. 1 FOR NHA	A B C	REF
10	3011845		.RING ASSEMBLY, MOUNTING, TOP CENTER, FIRESEAL PRE-SB1445	A B C	1
			PARTIAL BREAKDOWN FOLLOWS:		
20	3006445		..LUG, WIRING 0.070 DIA (WELDED)	A B C	2
30	3006718		..PACKING MATERIAL, RING MOUNTING	A B C	1
40	3010623		.BRACKET, 90-DEG, ANGLE PRE-SB1445	A B C	4
			ATTACHING PARTS		
- 50	3012358		.BOLT, MACHINE, HEX INTRCHG WITH P/N MS9518-06	A B C	4
50A	MS9518-06		.BOLT, MACHINE, HEX PRE-SB1445	A B C	4
60	3012675		.NUT OPTION (IC) SEE TABLE FOR OPTIONAL PART NUMBERS POST-SB1087 PRE-SB1445 -----*-----	A B C	4
- 70	3011850		.RING ASSEMBLY, MOUNTING BOTTOM CENTER, FIRESEAL NONINTR WITH P/N 3013230	A B	1
70A	3013230		.RING ASSEMBLY, MOUNTING, BOTTOM CENTER, FIRESEAL POST-SB1087 PRE-SB1445	A B C	1
			PARTIAL BREAKDOWN FOLLOWS:		
80	3006445		..LUG, WIRING	A B C	2
90	3006718		..PACKING MATERIAL, RING MOUNTING	A B C	1

CONTINUED

- ITEM NOT ILLUSTRATED

EFF MODEL A PT6A-27 B PT6A-28 C PT6A-21	EFF MODEL	EFF MODEL
--	-----------	-----------

**72-30-01**  
**Figure 1**  
Page 3  
Aug 27/2004

**PRATT & WHITNEY CANADA**  
**ILLUSTRATED PARTS CATALOG**  
**MANUAL PART NO. 3013244**

FIG. ITEM	PART NUMBER	AIRLINE PART NUMBER	NOMENCLATURE	EFFECT CODE	UNITS PER ASSY
1			1234567		
100	3010609		.COVER, PLAIN, TWO-HOLE	A B C	1
			ATTACHING PARTS		
- 110	3012358		.BOLT, MACHINE, HEX INTRCHG WITH P/N MS9518-06	A B C	2
110A	MS9518-06		.BOLT, MACHINE, HEX	A B C	2
120	3012675		.NUT OPTION (IC) SEE TABLE FOR OPTIONAL PART NUMBERS	A B C	2
			-----*-----		
130	MS9404-04		.PLUG, BLANKING, MACHINE INTRCHG WITH P/N MS9902-04 SEE NOTE 1	A B C	1
- 130A	MS9902-04		.PLUG, BLANKING, MACHINE SEE NOTE 1	A B C	1
140	AN150411		.NUT, HEX, BLANKING PLUG (USE AS REQUIRED)	A B C	1
- 150	3012358		.BOLT, MACHINE, HEX INTRCHG WITH P/N MS9518-06	A B C	8
150A	MS9518-06		.BOLT, MACHINE, HEX PRE-SB1445	A B C	8
160	3012675		.NUT OPTION (IC) SEE TABLE FOR OPTIONAL PART NUMBERS PRE-SB1445	A B C	8
170	MS9321-09		.WASHER, PLAIN (UPPER LOCATING BRACKETS ONLY)	A B C	2
- 180	3011869		.COVER, PLAIN, TWO-HOLE FOR ENGINES BUILT TO BS801	A C	1
			ATTACHING PARTS		
- 190	MS9518-06		.BOLT, MACHINE, HEX FOR ENGINES BUILT TO BS801	A C	2

CONTINUED

- ITEM NOT ILLUSTRATED

EFF MODEL	EFF MODEL	EFF MODEL
A PT6A-27		
B PT6A-28		
C PT6A-21		

**72-30-01**  
**Figure 1**  
Page 4  
Aug 27/2004



**PRATT & WHITNEY CANADA**  
**ILLUSTRATED PARTS CATALOG**  
**MANUAL PART NO. 3013244**

FIG. ITEM	PART NUMBER	AIRLINE PART NUMBER	NOMENCLATURE	EFFECT CODE	UNITS PER ASSY
1 - 200	3012675		1234567  .NUT OPTION (IC) FOR ENGINES BUILT TO BS801 SEE TABLE FOR OPTIONAL PART NUMBERS  -----*-----  <u>NOTE 1</u> : NOT USED IN ALL INSTALLATIONS	A C	2

- ITEM NOT ILLUSTRATED

EFF MODEL A PT6A-27 C PT6A-21	EFF MODEL	EFF MODEL
-------------------------------------	-----------	-----------

**72-30-01**  
**Figure 1**  
 Page 5/6  
 Aug 27/2004



## Rear Fireseal Group

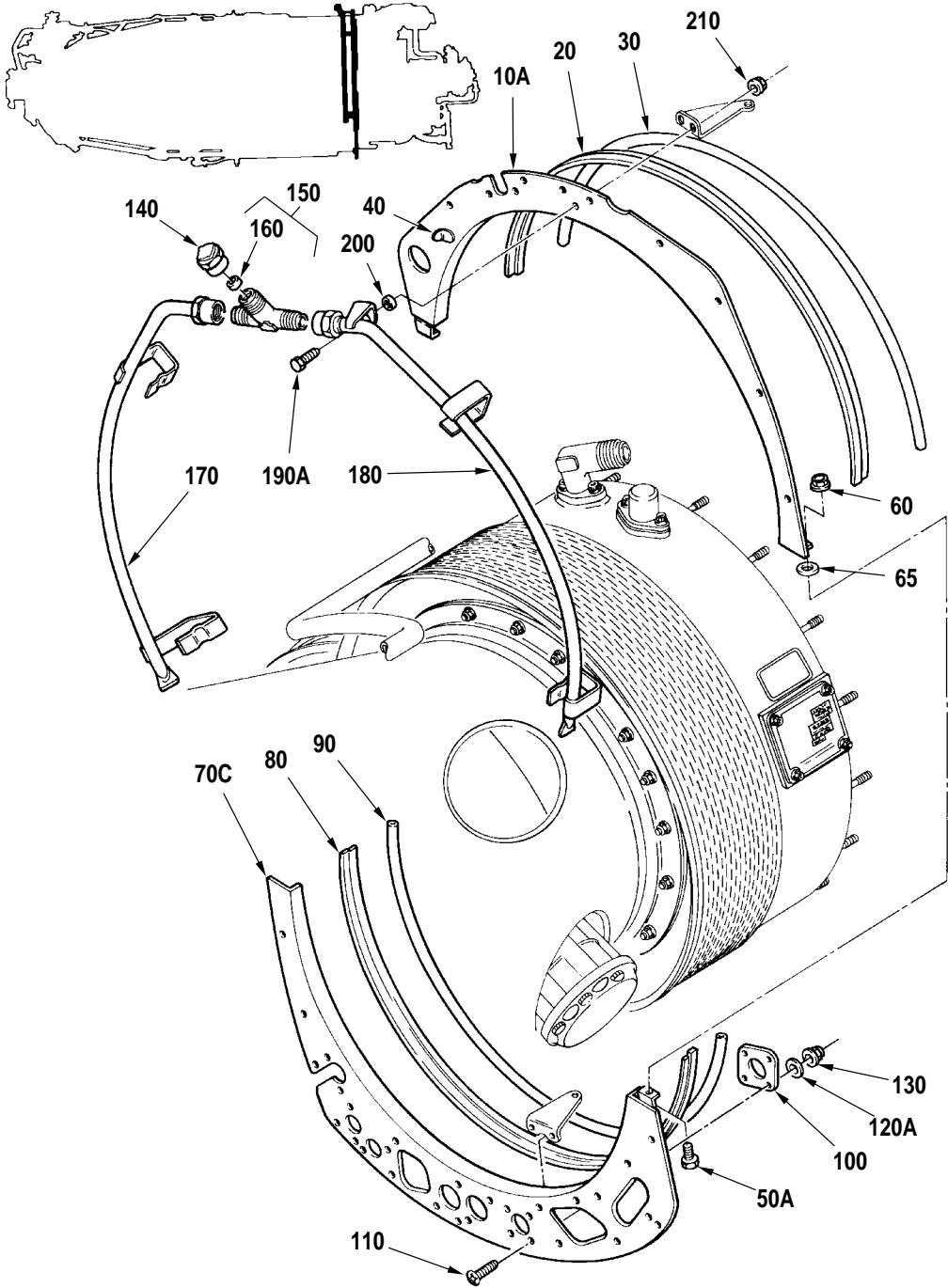
**72-30-02**

Figure 1

Page 1

Aug 27/2004

PRATT & WHITNEY CANADA  
ILLUSTRATED PARTS CATALOG  
MANUAL PART NO. 3013244



Rear Fireseal Group  
Figure 1

C52021A

**72-30-02**

**Figure 1**

Page 2

Aug 27/2004

**PRATT & WHITNEY CANADA**  
**ILLUSTRATED PARTS CATALOG**  
**MANUAL PART NO. 3013244**

FIG. ITEM	PART NUMBER	AIRLINE PART NUMBER	1234567 NOMENCLATURE	EFFECT CODE	UNITS PER ASSY
1					
- 1			REAR FIRESEAL GROUP SEE 72-00-00 FIG. 1 FOR NHA	A B C	REF
- 10	3012410		.RING ASSEMBLY, MOUNTING, TOP REAR FIRESEAL NONINTR WITH P/N 3020031	A B	1
10A	3020031		.RING ASSEMBLY, MOUNTING, TOP, REAR FIRESEAL POST-SB1162	A B C	1
20	3010447		..STRIP, INSULATING INTRCHG WITH P/N 3106805-01	A B C	AR
- 20A	3106805-01		..STRIP, INSULATING INTRCHG WITH P/N 3113144-01	A B C	AR
- 20B	3113144-01		..STRIP, INSULATING	A B C	AR
30	3012406		..CUSHION, RUBBER, MOUNTING RING	A B C	AR
40	3006445		..LUG, WIRING (WELDED)	A B C	2
- 50	3012358		.BOLT, MACHINE, HEX INTRCHG WITH P/N MS9518-06	A B C	2
50A	MS9518-06		.BOLT, MACHINE, HEX	A B C	2
60	3012675		.NUT OPTION (IC) SEE TABLE FOR OPTIONAL PART NUMBERS	A B C	2
65	MS9321-09		.WASHER, FLAT USE 0 TO 2 MAX. POST-SB1441	A B C	2
- 70	3012405		.RING ASSEMBLY, MOUNTING, BOTTOM, REAR FIRESEAL NONINTR WITH P/N 3013225	A B	1
- 70A	3013225		.RING ASSEMBLY, MOUNTING, BOTTOM, REAR FIRESEAL POST-SB1087 NONINTR WITH P/N 3014210	A B	1

CONTINUED

- ITEM NOT ILLUSTRATED

EFF MODEL A PT6A-27 B PT6A-28 C PT6A-21	EFF MODEL	EFF MODEL
--	-----------	-----------

**72-30-02**  
**Figure 1**  
Page 3  
Aug 27/2004

**PRATT & WHITNEY CANADA**  
**ILLUSTRATED PARTS CATALOG**  
**MANUAL PART NO. 3013244**

FIG. ITEM	PART NUMBER	AIRLINE PART NUMBER	NOMENCLATURE	EFFECT CODE	UNITS PER ASSY
1			1234567		
- 70B	3014210		.RING ASSEMBLY, MOUNTING, BOTTOM, REAR FIRESEAL POST-SB1123 NONINTR WITH P/N 3020032	A B	1
70C	3020032		.RING ASSEMBLY, MOUNTING, BOTTOM, REAR FIRESEAL POST-SB1162	A B C	1
80	3010447		..STRIP, INSULATING INTRCHG WITH P/N 3106805-01	A B C	AR
- 80A	3106805-01		..STRIP, INSULATING INTRCHG WITH P/N 3113144-01	A B C	AR
- 80B	3113144-01		..STRIP, INSULATING	A B C	AR
90	3012406		..CUSHION, RUBBER, MOUNTING RING	A B C	AR
100	3010587		.COVER, PLAIN, BLANKING	A B C	1
			ATTACHING PARTS		
110	3012335		.SCREW, MACHINE, FILLISTER HEAD	A B C	4
- 120	AN122577		.WASHER, FLAT INTRCHG WITH P/N MS9320-05	A B C	4
120A	MS9320-05		.WASHER, FLAT	A B C	4
130	3012408		.NUT OPTION (IC) SEE TABLE FOR OPTIONAL PART NUMBERS	A B C	4
			-----*-----		
140	MS9314-06		.CAP, TUBE FOR ENGINES BUILT TO BS393, BS622, BS801 FOR ENGINES BUILT TO BS1141	A B C	1
150	3020304		.TEE ASSEMBLY, COMPRESSOR SPRAY RING, METERED FOR ENGINES BUILT TO BS393	A B C	1

CONTINUED

- ITEM NOT ILLUSTRATED

EFF MODEL	EFF MODEL	EFF MODEL
A PT6A-27		
B PT6A-28		
C PT6A-21		

**72-30-02**

**Figure 1**

Page 4

Aug 27/2004

**PRATT & WHITNEY CANADA**  
**ILLUSTRATED PARTS CATALOG**  
**MANUAL PART NO. 3013244**

FIG. ITEM	PART NUMBER	AIRLINE PART NUMBER	NOMENCLATURE	EFFECT CODE	UNITS PER ASSY
			1234567		
1					
- 150A	3024090		.TEE ASSEMBLY, COMPRESSOR SPRAY RING FOR ENGINES BUILT TO BS622, BS801 FOR ENGINES BUILT TO BS1141	A C	1
160	3020303		..PLUG, METERING FOR ENGINES BUILT TO BS393, BS622, BS801	A B C	NP
170	3021820		.TUBE ASSEMBLY, COMPRESSOR SPRAY RING FOR ENGINES BUILT TO BS393	A B C	1
- 170A	3028798		.TUBE ASSEMBLY, COMPRESSOR SPRAY RING FOR ENGINES BUILT TO BS622, BS801 FOR ENGINES BUILT TO BS1141	A C	1
180	3021823		.TUBE ASSEMBLY, COMPRESSOR SPRAY RING FOR ENGINES BUILT TO BS393	A B C	1
			ATTACHING PARTS		
- 180A	3028797		.TUBE ASSEMBLY, COMPRESSOR SPRAY RING FOR ENGINES BUILT TO BS622, BS801 FOR ENGINES BUILT TO BS1141	A C	1
- 190	3012358		.BOLT, MACHINE, HEX FOR ENGINES BUILT TO BS393 INTRCHG WITH P/N MS9518-06	A B C	2
190A	MS9518-06		.BOLT, MACHINE, HEX FOR ENGINES BUILT TO BS393	A B C	2
200	MS9321-09		.WASHER, FLAT FOR ENGINES BUILT TO BS393, BS622, BS801 FOR ENGINES BUILT TO BS1141	A B C	2
210	3012675		.NUT OPTION (IC) FOR ENGINES BUILT TO BS393 SEE TABLE FOR OPTIONAL PART NUMBERS	A B C	2
			-----*-----		
- 220	3011869		.COVER, PLAIN, TWO HOLES FOR ENGINES BUILT TO BS801	A C	1
			ATTACHING PARTS		
- 230	MS9518-06		.BOLT, MACHINE, HEX FOR ENGINES BUILT TO BS801	A C	2

CONTINUED

- ITEM NOT ILLUSTRATED

EFF MODEL A PT6A-27 B PT6A-28 C PT6A-21	EFF MODEL	EFF MODEL
--	-----------	-----------

**72-30-02**

**Figure 1**

Page 5

Aug 27/2004

**PRATT & WHITNEY CANADA**  
**ILLUSTRATED PARTS CATALOG**  
**MANUAL PART NO. 3013244**

FIG. ITEM	PART NUMBER	AIRLINE PART NUMBER	NOMENCLATURE	EFFECT CODE	UNITS PER ASSY
1 - 240	3012675		1234567  .NUT OPTION (IC) FOR ENGINES BUILT TO BS801 SEE TABLE FOR OPTIONAL PART NUMBERS -----*----- <u>NOTE 1</u> : DELETED	A C	2

- ITEM NOT ILLUSTRATED

EFF MODEL A PT6A-27 C PT6A-21	EFF MODEL	EFF MODEL
-------------------------------------	-----------	-----------

**72-30-02**  
**Figure 1**  
 Page 6  
 Aug 27/2004



# Gas Generator Case Installation Group

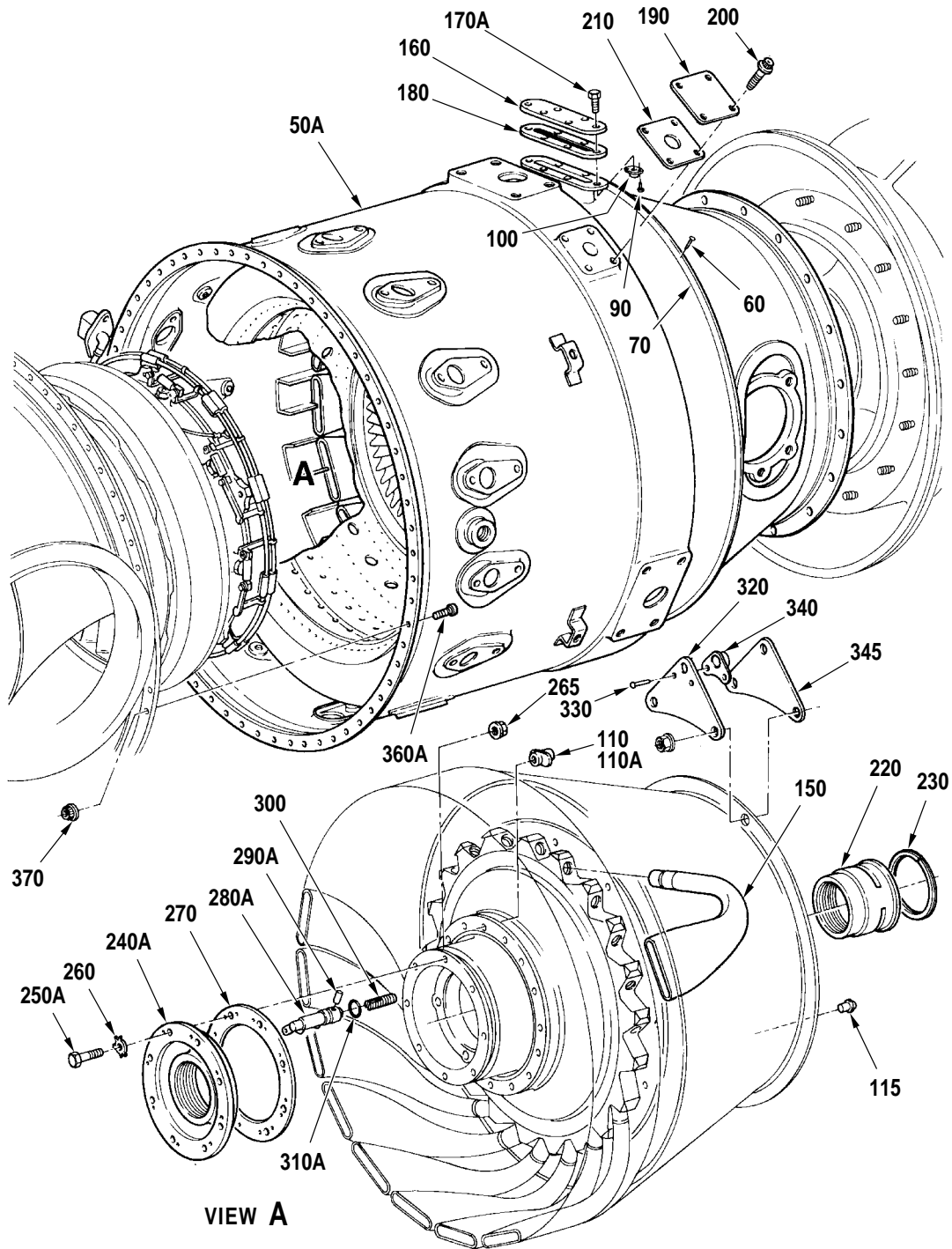
**72-30-04**

Figure 1

Page 1

Aug 27/2004

PRATT & WHITNEY CANADA  
ILLUSTRATED PARTS CATALOG  
MANUAL PART NO. 3013244



Gas Generator Case Installation Group  
Figure 1 (Sheet 1 of 2)

**PRATT & WHITNEY CANADA**  
**ILLUSTRATED PARTS CATALOG**  
**MANUAL PART NO. 3013244**

FIG. ITEM	PART NUMBER	AIRLINE PART NUMBER	1234567 NOMENCLATURE	EFFECT CODE	UNITS PER ASSY
1					
- 1			GAS GENERATOR CASE INSTALLATION GROUP SEE 72-00-00 FIG. 1 FOR NHA	A B C	REF
- 10	3014678		.CASE ASSEMBLY, GAS GENERATOR STANDARD CORROSION PROTECTION SEE NOTE 1 PRE-SB1537 INTRCHG WITH P/N 3021454 TWO-WAY INTRCHG WITH P/N 01R3014678	A B	1
	01R3014678		.CASE ASSEMBLY, GAS GENERATOR REWORKED FROM P/N 3014678 POST-SB1537	A B	RWK
- 20	3021454		.CASE ASSEMBLY, GAS GENERATOR STANDARD CORROSION PROTECTION SEE NOTE 1 POST-SB1190 PRE-SB1242R1 PRE-SB1537 NONINTR WITH P/N 3027037 TWO-WAY INTRCHG WITH P/N 01R3021454	A B	1
	01R3021454		.CASE ASSEMBLY, GAS GENERATOR REWORKED FROM P/N 3021454 POST-SB1537	A B	RWK
- 20A	3027037		.CASE ASSEMBLY, GAS GENERATOR REWORKED FROM P/N 3021454 STANDARD CORROSION PROTECTION SEE NOTE 1, 2 AND 3 POST-SB1242 PRE-SB1445 PRE-SB1537 NONINTR WITH P/N 3102793-01 TWO-WAY INTRCHG WITH P/N 01R3027037	A B C	1
	01R3027037		.CASE ASSEMBLY, GAS GENERATOR REWORKED FROM P/N 3027037 POST-SB1537	A B C	RWK
20B	3102793-01		.CASE ASSEMBLY, GAS GENERATOR STANDARD CORROSION PROTECTION SEE NOTE 1 AND 4 PRE-SB1445 PRE-SB1537 INTRCHG WITH P/N 3105081-01 TWO-WAY INTRCHG WITH P/N 01R3102793-01	A B C	1

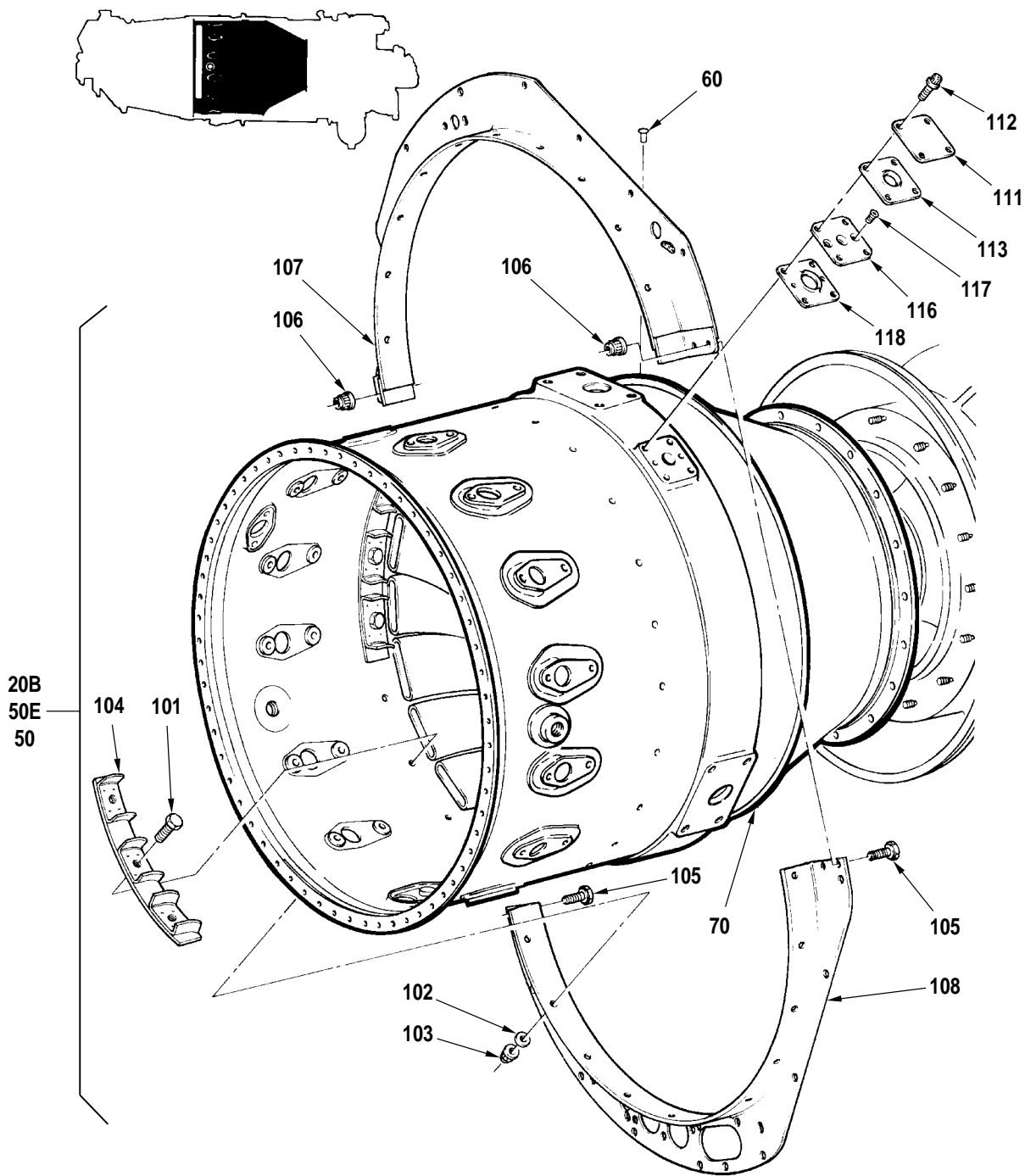
CONTINUED

- ITEM NOT ILLUSTRATED

EFF MODEL A PT6A-27 B PT6A-28 C PT6A-21	EFF MODEL	EFF MODEL
--	-----------	-----------

**72-30-04**  
**Figure 1**  
Page 3  
Aug 27/2004

PRATT & WHITNEY CANADA  
ILLUSTRATED PARTS CATALOG  
MANUAL PART NO. 3013244



Gas Generator Case Installation Group  
Figure 1 (Sheet 2 of 2)

C52105A

**72-30-04**

**Figure 1**

Page 4

Aug 27/2004

**PRATT & WHITNEY CANADA**  
**ILLUSTRATED PARTS CATALOG**  
**MANUAL PART NO. 3013244**

FIG. ITEM	PART NUMBER	AIRLINE PART NUMBER	NOMENCLATURE	EFFECT CODE	UNITS PER ASSY
			1234567		
1	01R3102793-01		.CASE ASSEMBLY, GAS GENERATOR REWORKED FROM P/N 3102793-01 POST-SB1537	A B C	RWK
- 30	3011127		.CASE ASSEMBLY, GAS GENERATOR ADDITIONAL CORROSION PROTECTION SEE NOTE 1 PRE-SB1537 INTRCHG WITH P/N 3020805 TWO-WAY INTRCHG WITH P/N 01R3011127	A B	1
	01R3011127		.CASE ASSEMBLY, GAS GENERATOR REWORKED FROM P/N 3011127 POST-SB1537	A	RWK
- 40	3020805		.CASE ASSEMBLY, GAS GENERATOR, ADDITIONAL CORROSION PROTECTION SEE NOTE 1 POST-SB1167 PRE-SB1537 INTRCHG WITH P/N 3021456 TWO-WAY INTRCHG WITH P/N 01R3020805	A B	1
	01R3020805		.CASE ASSEMBLY, GAS GENERATOR, REWORKED FROM P/N 3020805 POST-SB1537	A B	RWK
- 50	3021456		.CASE ASSEMBLY, GAS GENERATOR, ADDITIONAL CORROSION PROTECTION SEE NOTE 1 POST-SB1190 PRE-SB1242R1 PRE-SB1445 PRE-SB1537 NONINTR WITH P/N 3102792-06 NONINTR WITH P/N 3027408 INTRCHG WITH P/N 3105967-01 TWO-WAY INTRCHG WITH P/N 01R3021456	A B	1
	01R3021456		.CASE ASSEMBLY, GAS GENERATOR, REWORKED FROM P/N 3021456 POST-SB1537	A B	RWK
50A	3027408		.CASE ASSEMBLY, GAS GENERATOR REWORKED FROM P/N 3021456 ADDITIONAL CORROSION PROTECTION SEE NOTE 1 AND 3 POST-SB1242 PRE-SB1445 INTRCHG WITH P/N 3105973-01	A B	1

CONTINUED

- ITEM NOT ILLUSTRATED

EFF MODEL A PT6A-27 B PT6A-28 C PT6A-21	EFF MODEL	EFF MODEL
--	-----------	-----------

**72-30-04**  
**Figure 1**  
Page 5  
Aug 27/2004

**PRATT & WHITNEY CANADA**  
**ILLUSTRATED PARTS CATALOG**  
**MANUAL PART NO. 3013244**

FIG. ITEM	PART NUMBER	AIRLINE PART NUMBER	NOMENCLATURE	EFFECT CODE	UNITS PER ASSY
			1234567		
1					
- 50B	3105967-01		. CASE ASSEMBLY, GAS GENERATOR FOR ENGINES BUILT TO BS307, BS321, BS324, BS325, BS330, BS362, BS367, BS374, BS392, BS393, BS410, BS414, BS423, BS622, BS624, BS877 ADDITIONAL CORROSION PROTECTION SEE NOTE 1 PRE-SB1537 TWO-WAY INTRCHG WITH P/N 01R3105967-01	A	1
	01R3105967-01		. CASE ASSEMBLY, GAS GENERATOR, REWORKED FROM P/N 3105967-01 POST-SB1537	A	RWK
- 50C	3105973-01		. CASE ASSEMBLY, GAS GENERATOR ADDITIONAL CORROSION PROTECTION SEE NOTE 1 PRE-SB1445 PRE-SB1537 NONINTR WITH P/N 3102792-01 TWO-WAY INTRCHG WITH P/N 01R3105973-01	A B	1
	01R3105973-01		. CASE ASSEMBLY, GAS GENERATOR, REWORKED FROM P/N 3105973-01 POST-SB1537	A B	RWK
50D	3102792-06		. CASE ASSEMBLY, GAS GENERATOR FOR ENGINES BUILT TO BS307, BS321, BS324, BS325, BS330, BS362, BS367, BS374, BS392, BS393, BS410, BS414, BS423, BS622, BS624, BS877 ADDITIONAL CORROSION PROTECTION SEE NOTE 1, 4 AND 5 PRE-SB1445 PRE-SB1537 INTRCHG WITH P/N 3105081-04 TWO-WAY INTRCHG WITH P/N 01R3102792-06	A B	NP
	01R3102792-06		. CASE ASSEMBLY, GAS GENERATOR, REWORKED FROM P/N 3102792-06 POST-SB1537	A B	RWK

CONTINUED

- ITEM NOT ILLUSTRATED

EFF MODEL A PT6A-27 B PT6A-28	EFF MODEL	EFF MODEL
-------------------------------------	-----------	-----------

**72-30-04**  
**Figure 1**  
Page 6  
Aug 27/2004

**PRATT & WHITNEY CANADA**  
**ILLUSTRATED PARTS CATALOG**  
**MANUAL PART NO. 3013244**

FIG. ITEM	PART NUMBER	AIRLINE PART NUMBER	NOMENCLATURE	EFFECT CODE	UNITS PER ASSY
1			1234567		
50E	3102792-01		.CASE ASSEMBLY, GAS GENERATOR FOR ENGINES BUILT TO BS307, BS321, BS324, BS325, BS330, BS362, BS367, BS374, BS392, BS393, BS410, BS414, BS423, BS622, BS624, BS877 IMPROVED CORROSION PROTECTION SEE NOTE 1 PRE-SB1445 PRE-SB1537 INTRCHG WITH P/N 3105081-01 TWO-WAY INTRCHG WITH P/N 01R3102792-01	A B	1
	01R3102792-01		.CASE ASSEMBLY, GAS GENERATOR REWORKED FROM P/N 3102792-01 POST-SB1537	A B	RWK
- 50F	3105081-01		.CASE ASSEMBLY, GAS GENERATOR FOR ENGINES BUILT TO BS801 SEE NOTE 1 POST-SB1445 PRE-SB1537 PRE-SB1539 TWO-WAY INTRCHG WITH P/N 3122802-01 TWO-WAY INTRCHG WITH P/N 3105081-07	A B C	1
- 50G	3105081-04		.CASE ASSEMBLY, GAS GENERATOR SEE NOTE 1 POST-SB1445 PRE-SB1537 TWO-WAY INTRCHG WITH P/N 3122802-04	A	1
- 50H	3105081-07		.CASE ASSEMBLY, GAS GENERATOR PRE-SB1537 POST-SB1539 TWO-WAY INTRCHG WITH P/N 3122802-06	C	1
- 50J	3122802-01		.CASE ASSEMBLY, GAS GENERATOR FOR ENGINES BUILT TO BS410, BS622, BS801 MAY BE OBTAINED BY REWORK OF P/N 3105080-05 POST-SB1537 POST-SB1585 SEE NOTE 6	A B	1
- 50K	3122802-04		.CASE ASSEMBLY, GAS GENERATOR FOR ENGINES BUILT TO BS624, BS877 POST-SB1537	A	1

CONTINUED

- ITEM NOT ILLUSTRATED

EFF MODEL A PT6A-27 B PT6A-28 C PT6A-21	EFF MODEL	EFF MODEL
--	-----------	-----------

**72-30-04**  
**Figure 1**  
Page 7  
Aug 27/2004

**PRATT & WHITNEY CANADA**  
**ILLUSTRATED PARTS CATALOG**  
**MANUAL PART NO. 3013244**

FIG. ITEM	PART NUMBER	AIRLINE PART NUMBER	NOMENCLATURE	EFFECT CODE	UNITS PER ASSY
			1234567		
1					
- 50L	3122802-06		.CASE ASSEMBLY, GAS GENERATOR POST-SB1537	C	1
60	3008822		..RIVET, BLIND, SUPPORT RING	A B	12
70	3012152		..RING SUPPORT, AIR INLET SCREEN USE WITH P/N 3020805, 3014678 AND 3011127 SEE NOTE 1	A B	1
- 80	3021451		..RING SUPPORT, AIR INLET SCREEN USE WITH P/N 3021454 AND 3021456 SEE NOTE 1	A B	1
90	3011671		..RIVET, BLIND, PLATE NUT USE WITH P/N 3020805, 3014678 AND 3011127	A B	12
100	3012404		..NUT OPTION (IC) SEE TABLE FOR OPTIONAL PART NUMBERS USE WITH P/N 3020805, 3014678 OR 3011127 SEE NOTE 7	A B	6
101	MS9489-08		..BOLT, MACHINE, HEX FOR ENGINES BUILT TO BS410, BS622, BS624, BS877 POST-SB1445 SEE NOTE 8	A B C	21
102	3109272-01		..WASHER, FLAT FOR ENGINES BUILT TO BS410, BS622, BS624, BS877 POST-SB1445 SEE NOTE 8	A B C	21
103	3012414		..NUT OPTION (IC) FOR ENGINES BUILT TO BS410, BS622, BS624, BS877 SEE TABLE FOR OPTIONAL PART NUMBERS POST-SB1445 SEE NOTE 8	A B C	21
104	3111741-01		..VANE ASSEMBLY, RING, SEGMENT DIFFUSER EXIT DUCT FOR ENGINES BUILT TO BS410, BS622, BS624, BS877 SEE NOTE 8 POST-SB1445	A B C	7

CONTINUED

- ITEM NOT ILLUSTRATED

EFF MODEL	EFF MODEL	EFF MODEL
A PT6A-27		
B PT6A-28		
C PT6A-21		

**72-30-04**

**Figure 1**

Page 8

Aug 27/2004



**PRATT & WHITNEY CANADA**  
**ILLUSTRATED PARTS CATALOG**  
**MANUAL PART NO. 3013244**

FIG. ITEM	PART NUMBER	AIRLINE PART NUMBER	NOMENCLATURE	EFFECT CODE	UNITS PER ASSY
1			1234567		
105	MS9489-04		..BOLT, MACHINE, HEX FOR ENGINES BUILT TO BS410, BS622, BS624, BS877 SEE NOTE 8 POST-SB1445	A B C	4
106	3012414		..NUT OPTION (IC) FOR ENGINES BUILT TO BS410, BS622, BS624, BS877 SEE TABLE FOR OPTIONAL PART NUMBERS SEE NOTE 8 POST-SB1445	A B C	4
107	3102782-01		..FIRESEAL ASSEMBLY, TOP CENTER FOR ENGINES BUILT TO BS410, BS622, BS624, BS877 SEE NOTE 8 POST-SB1445	A B C	1
108	3102784-01		..FIRESEAL ASSEMBLY, BOTTOM, CENTER FOR ENGINES BUILT TO BS410, BS622, BS624, BS877 SEE NOTE 8 POST-SB1445	A B C	1
110	3015234		..NUT OPTION (IC) SEE TABLE FOR OPTIONAL PART NUMBERS COMPONENT OF P/N 3021454, 3027037 OR 3027408	A B C	16
110A	3015234		..NUT OPTION (IC) SEE TABLE FOR OPTIONAL PART NUMBERS SEE NOTE 8	A B C	24
111	3007341		..COVER, CABIN AIR OUTLET FOR ENGINES BUILT TO BS410, BS622, BS624, BS877 SEE NOTE 8	A B C	1
112	MS9575-07		..BOLT, MACHINE, DR DBL HEX FOR ENGINES BUILT TO BS410, BS622, BS624, BS877 SEE NOTE 8	A B C	4
113	3029677		..GASKET, COVER FOR ENGINES BUILT TO BS410, BS622, BS624, BS877 SEE NOTE 8	A B C	1
115	3011419		..PIN, STRAIGHT, FLAT HEAD	A B C	1

CONTINUED

- ITEM NOT ILLUSTRATED

EFF MODEL A PT6A-27 B PT6A-28 C PT6A-21	EFF MODEL	EFF MODEL
--	-----------	-----------

**72-30-04**

**Figure 1**

Page 9

Aug 27/2004

**PRATT & WHITNEY CANADA**  
**ILLUSTRATED PARTS CATALOG**  
**MANUAL PART NO. 3013244**

FIG. ITEM	PART NUMBER	AIRLINE PART NUMBER	NOMENCLATURE	EFFECT CODE	UNITS PER ASSY
1			1234567		
116	3026807		..ADAPTER, P3 CABIN AIR BLEED FOR ENGINES BUILT TO BS410, BS622, BS624, BS877 SEE NOTE 8	A B C	1
			ATTACHING PARTS		
117	3007023		..SCREW, MACHINE, CTSK FOR ENGINES BUILT TO BS410, BS622, BS624, BS877 O.190-32 UNJK-3A SEE NOTE 8	A B C	2
			-----*-----		
118	3025538		..GASKET, CABIN AIR BLEED FOR ENGINES BUILT TO BS410, BS622, BS624, BS877 SEE NOTE 8	A B C	1
- 120	3021229		.DUCT ASSEMBLY, DIFFUSER EXIT GAS GENERATOR WELDED SEE NOTE 2 AND 3	A B C	REF
- 130	3021227		.COVER, DIFFUSER EXIT TUBE SEE NOTE 2 AND 3	A B C	REF
- 140	3021233		.TUBE ASSEMBLY, STATIC PRESSURE GAS GENERATOR SEE NOTE 9	A B C	AR
150	3024767		.TUBE ASSEMBLY, DIFFUSER EXIT, GAS GENERATOR 0.6505 - 0.6535 IN. (REPAIR PART)	A B C	AR
- 150A	3102692-01		.TUBE ASSEMBLY, DIFFUSER EXIT, GAS GENERATOR 0.7025 - 0.7055 IN. (REPAIR PART)	A B C	AR
155	3102843-01		.TUBE ASSEMBLY, DIFFUSER EXIT GAS GENERATOR (REPAIR PART) SEE NOTE 10 POST-PT6A SPB NO.34	A B C	1
			ATTACHING PARTS		
- 156	3102841-01		.CLAMP, TUBE, DIFFUSER EXIT, GAS GENERATOR USE WITH P/N 3102843-01 OR 3118756-01 (REPAIR PART) SEE NOTE 10 POST-PT6A SPB NO.34	A B C	AR

CONTINUED

- ITEM NOT ILLUSTRATED

EFF MODEL	EFF MODEL	EFF MODEL
A PT6A-27		
B PT6A-28		
C PT6A-21		

**72-30-04**  
**Figure 1**  
Page 10  
Aug 27/2004

**PRATT & WHITNEY CANADA**  
**ILLUSTRATED PARTS CATALOG**  
**MANUAL PART NO. 3013244**

FIG. ITEM	PART NUMBER	AIRLINE PART NUMBER	NOMENCLATURE	EFFECT CODE	UNITS PER ASSY
1			1234567		
- 157	MS9714-05		.BOLT, MACHINE, DRD, DBL HEX USE WITH P/N 3102843-01 OR 3118756-01 (REPAIR PART) SEE NOTE 10 POST-PT6A SPB NO.34  -----*-----	A B C	AR
160	3011668		.COVER, CABIN AIR BLEED DUCT, THIRD-STAGE USE WITH P/N 3020805, 3014678 AND 3011127  ATTACHING PARTS	A B	1
- 170	3012258		.BOLT, MACHINE, HEX INTRCHG WITH P/N MS9519-08	A B	6
170A	MS9519-08		.BOLT, MACHINE, HEX  -----*-----	A B	6
180	3011667		.GASKET, CABIN AIR BLEED COVER USE WITH P/N 3011127 AND 3014678 AND 3020805 PRE-SB1487 TWO-WAY INTRCHG WITH P/N 3118954-01	A B C	1
180A	3118954-01		.GASKET, CABIN AIR BLEED COVER USE WITH P/N 3011127 AND 3014678 AND 3020805 POST-SB1487	A B C	1
190	3007341		.COVER, CABIN AIR OUTLET, FOURTH STAGE COMPRESSOR  ATTACHING PARTS	A B C	1
200	MS9575-05		.BOLT, MACHINE, DRD HEX  -----*-----	A B C	4
210	3007342		.GASKET, CABIN AIR OUTLET PRE-SB1490 INTRCHG WITH P/N 3029677 TWO-WAY INTRCHG WITH P/N 3039936	A B C	1
- 210A	3029677		.GASKET, CABIN AIR BLEED OUTLET PRE-SB1276R2	A B C	2

CONTINUED

- ITEM NOT ILLUSTRATED

EFF MODEL A PT6A-27 B PT6A-28 C PT6A-21	EFF MODEL	EFF MODEL
--	-----------	-----------

**72-30-04**  
**Figure 1**  
Page 11  
Aug 27/2004

**PRATT & WHITNEY CANADA**  
**ILLUSTRATED PARTS CATALOG**  
**MANUAL PART NO. 3013244**

FIG. ITEM	PART NUMBER	AIRLINE PART NUMBER	NOMENCLATURE	EFFECT CODE	UNITS PER ASSY
1			1234567		
210B	3007342		.GASKET, CABIN AIR OUTLET POST-SB1276R2 INTRCHG WITH P/N 3029677 TWO-WAY INTRCHG WITH P/N 3039936	A B C	1
- 210C	3039936		.GASKET, CABIN AIR OUTLET POST-SB1490	A B C	1
220	3011429		.SEAL, AIR, COMPRESSOR FRONT STATOR	A B C	1
230	3005889		.RING, RETAINER INTRCHG WITH P/N AS3217-170	A B C	1
- 230A	AS3217-170		.RING, RETAINER	A B C	1
- 240	3011434		.SEAL, AIR, COMPRESSOR TURBINE STATOR INTRCHG WITH P/N 3028222	A B C	1
240A	3028222		.SEAL, AIR, COMPRESSOR TURBINE STATOR	A B C	1
- 250	MS9489-06		.BOLT, MACHINE, HEX INTRCHG WITH P/N 3011949	A B C	8
250A	3011949		.BOLT, MACHINE, HEX INTRCHG WITH P/N MS9489-06	A B C	8
260	3001538		.WASHER, KEY INTRCHG WITH P/N 3016598	A B C	8
- 260A	3016598		.WASHER, KEY PRE-PT6A SPB NO.33 TWO-WAY INTRCHG WITH P/N ST3371-01	A B C	8
- 260B	ST3371-01		.WASHER, KEY POST-PT6A SPB NO.33	A B C	8
265	3012276		.NUT, PLAIN	A B C	8

CONTINUED

- ITEM NOT ILLUSTRATED

EFF MODEL	EFF MODEL	EFF MODEL
A PT6A-27		
B PT6A-28		
C PT6A-21		

**72-30-04**  
**Figure 1**  
Page 12  
Aug 27/2004

**PRATT & WHITNEY CANADA**  
**ILLUSTRATED PARTS CATALOG**  
**MANUAL PART NO. 3013244**

FIG. ITEM	PART NUMBER	AIRLINE PART NUMBER	NOMENCLATURE	EFFECT CODE	UNITS PER ASSY
1			1234567		
270	3011436		.GASKET, AIR SEAL, BOLT CIRCLE FOR ENGINES BUILT TO BS307, BS321, BS324, BS325, BS330, BS362, BS367, BS374, BS392, BS393, BS410, BS414, BS423, BS622, BS624, BS877 PRE-SB1490 TWO-WAY INTRCHG WITH P/N 3116033-01	A B C	1
- 270A	3116033-01		.GASKET, AIR SEAL POST-SB1490	A B C	1
- 280	3013856		.NOZZLE, OIL, NO.2 BEARING PRE-SB1107 INTRCHG WITH P/N 3011426	A B	1
280A	3011426		.NOZZLE, OIL, NO.2 BEARING SEE 72-30-05 FIG. 1 ATTACHED AND ALIGNED BY NO. 2 BEARING BOLT POST-SB1107	A B C	1
- 290	MS171431		.PIN, SPRING INTRCHG WITH P/N MS171434	A B	1
290A	MS171434		.PIN, SPRING	A B C	1
300	3008348		.STRAINER, OIL JET	A B C	1
- 310	3002450		.PACKING, PREFORMED INTRCHG WITH P/N MS9388-011	A B C	1
310A	MS9388-011		.PACKING, PREFORMED INTRCHG WITH P/N AS3209-011	A B C	1
- 310B	AS3209-011		.PACKING, PREFORMED	A B C	1
320	3013270		.BRACKET ASSEMBLY, COMPRESSOR INLET FAIRING SEE NOTE 11 PRE-SB1242 NONINTR WITH P/N 3012896	A B	6
330	AN125421		..RIVET, SOLID, UNIVERSAL HD (USE OTHER LENGTHS OF SAME DIA AND SAME SERIES AS REQUIRED)	A B	2

CONTINUED

- ITEM NOT ILLUSTRATED

EFF MODEL A PT6A-27 B PT6A-28 C PT6A-21	EFF MODEL	EFF MODEL
--	-----------	-----------

**72-30-04**  
**Figure 1**  
Page 13  
Aug 27/2004

**PRATT & WHITNEY CANADA**  
**ILLUSTRATED PARTS CATALOG**  
**MANUAL PART NO. 3013244**

FIG. ITEM	PART NUMBER	AIRLINE PART NUMBER	NOMENCLATURE	EFFECT CODE	UNITS PER ASSY
1			1234567		
340	3013273		.NUT OPTION (IC) SEE TABLE FOR OPTIONAL PART NUMBERS	A B	1
345	3012896		.BRACKET, COMPRESSOR INLET FAIRING FOR ENGINES BUILT TO BS622 SEE NOTE 11 POST-SB1242	A B C	1
- 350			POWER OUTPUT SECTION ATTACHING PARTS GROUP SEE 72-00-00 FIG. 1 FOR NHA ATTACHING PARTS	A B C	REF
- 360	3012384		.BOLT, MACHINE, DEE HD INTRCHG WITH P/N 3024038	A B	55
360A	3024038		.BOLT, MACHINE, DEE HD INTRCHG WITH P/N 3024618	A B C	55
- 360B	3024618		.BOLT, MACHINE, TEE HD REFER TO PARTS SUBSTITUTION LIST IN INTRODUCTION	A B C	55
370	3012414		.NUT OPTION (IC) SEE TABLE FOR OPTIONAL PART NUMBERS	A B C	55
			-----*-----		
- 380	3118756-01		.TUBE ASSEMBLY, DIFFUSER EXIT GAS GENERATOR (REPAIR PART) REFER TO P/N 3102843-01 FOR ATTACHING PARTS SEE NOTE 10 POST-PT6A SPB NO.34  NOTE 1: PARTS MAY BE RENEWED WHEN REQUIRED BY RETURNING GAS GENERATOR CASE ASSEMBLY TO P&WC FOR REPAIR  NOTE 2: WILL NOT BE SUPPLIED AS A SPARE FOR PT6A-27 & PT6A-28 ENGINES  NOTE 3: REWORK TO SB1056 IS REQUIRED WHEN AIR INLET SCREEN PT NO 3009499 IS INSTALLED ON ENGINES FITTED WITH GAS GENERATOR ASSEMBLIES INCORPORATING SB1242	A B C	1

CONTINUED

- ITEM NOT ILLUSTRATED

EFF MODEL	EFF MODEL	EFF MODEL
A PT6A-27		
B PT6A-28		
C PT6A-21		

**72-30-04**  
**Figure 1**  
Page 14  
Aug 27/2004

**PRATT & WHITNEY CANADA**  
**ILLUSTRATED PARTS CATALOG**  
**MANUAL PART NO. 3013244**

FIG. ITEM	PART NUMBER	AIRLINE PART NUMBER	NOMENCLATURE	EFFECT CODE	UNITS PER ASSY
1			<p style="text-align: center;">1234567</p> <p><u>NOTE</u> 4: WILL NOT BE SUPPLIED AS SPARE</p> <p><u>NOTE</u> 5: P/N 3021456 IS ONLY APPLICABLE TO PILATUS PORTER A-27</p> <p><u>NOTE</u> 6: P/N 3105080-05 IS APPLICABLE TO PT6A-25C REF. SB1585</p> <p><u>NOTE</u> 7: COMPONENT OF 3102792-01, 3102793-01 AND 3102792-06</p> <p><u>NOTE</u> 8: COMPONENT OF 3102792-01, 3102793-01, 3102792-06 AND 3105081-01</p> <p><u>NOTE</u> 9: PARTS REQUIRED FOR REPAIR OF GAS GENERATOR CASE ASSEMBLY IN SERVICE</p> <p><u>NOTE</u> 10: A MAXIMUM OF 5 TUBE ASSEMBLIES MAY BE FITTED PER ENGINE</p> <p><u>NOTE</u> 11: NOT REQUIRED WHEN AIR INLET SCREEN 3009499 IS INSTALLED (SEE 72-20-00, FIG. 1)</p>		

- ITEM NOT ILLUSTRATED

EFF MODEL	EFF MODEL	EFF MODEL

72-30-04

Figure 1

Page 15/16  
Aug 27/2004





# Compressor Rotor Installation

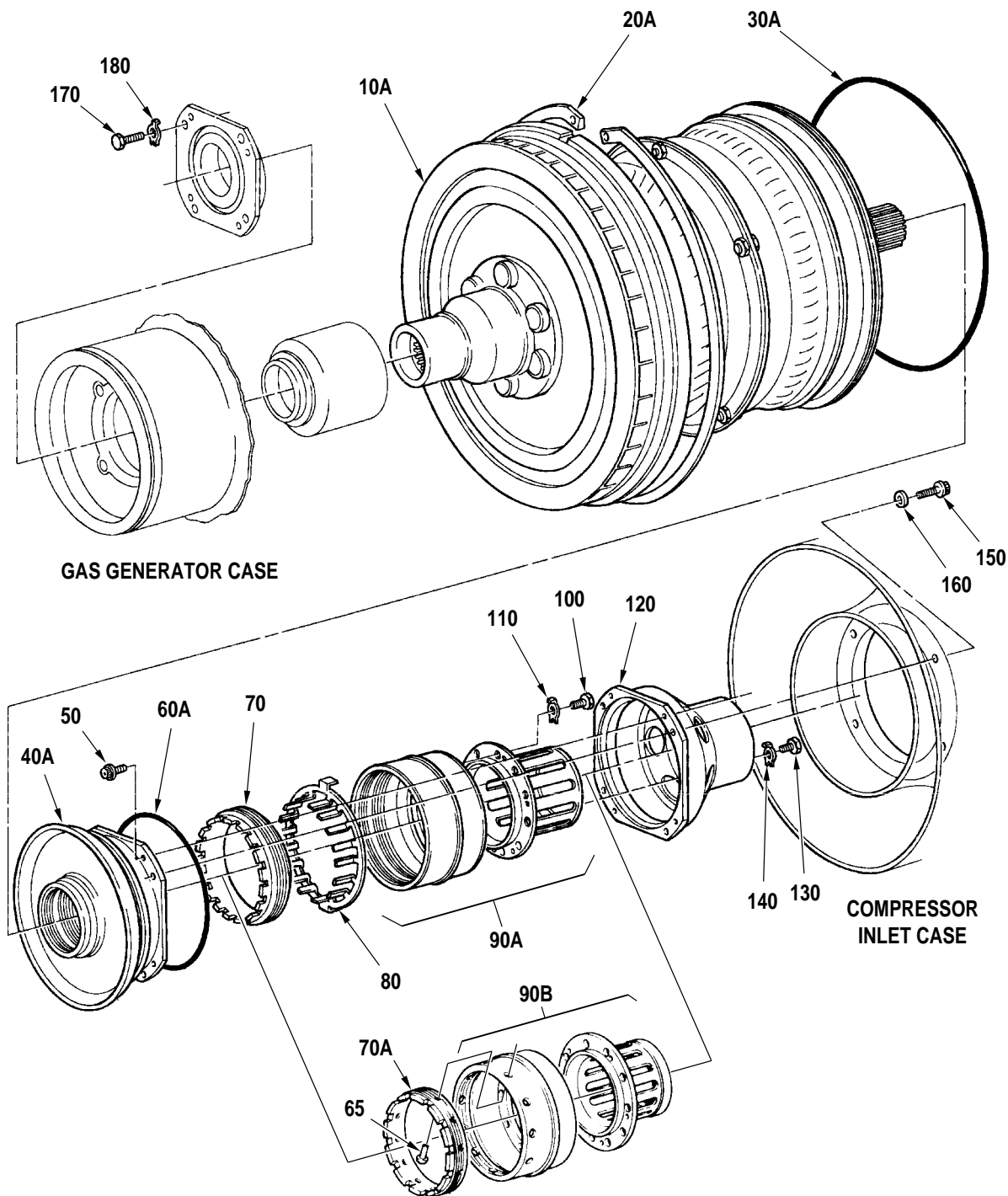
**72-30-05**

**Figure 1**

Page 1

Aug 27/2004

PRATT & WHITNEY CANADA  
ILLUSTRATED PARTS CATALOG  
MANUAL PART NO. 3013244



Compressor Rotor Installation  
Figure 1

C52034A  
**72-30-05**  
Figure 1  
Page 2  
Aug 27/2004

**PRATT & WHITNEY CANADA**  
**ILLUSTRATED PARTS CATALOG**  
**MANUAL PART NO. 3013244**

FIG. ITEM	PART NUMBER	AIRLINE PART NUMBER	NOMENCLATURE	EFFECT CODE	UNITS PER ASSY
1			1234567		
- 1			COMPRESSOR ROTOR INSTALLATION SEE 72-00-00 FIG. 1 FOR NHA	A B C	REF
- 10	3010131		.ROTOR BALANCING ASSEMBLY, COMPRESSOR NONINTR WITH P/N 3013131 SEE FIG. 2 FOR BREAKDOWN	A B	REF
10A	3013131		.ROTOR BALANCING ASSEMBLY, COMPRESSOR POST-SB1113 INTRCHG WITH P/N 3028764 SEE FIG. 3 FOR BREAKDOWN	A B C	NP
- 10B	3028764		.ROTOR BALANCING ASSEMBLY, COMPRESSOR SEE FIG. 3 FOR BREAKDOWN	A B C	REF
- 20	3011336		ATTACHING PARTS .RING, RETAINING, IMPELLER HOUSING INTRCHG WITH P/N 3016410	A B	1
20A	3016410		.RING, RETAINING, IMPELLER HOUSING POST-SB1145	A B C	1
- 30	3007979		.PACKING, PREFORMED INTRCHG WITH P/N MS9388-168	A B C	1
30A	MS9388-168		.PACKING, PREFORMED INTRCHG WITH P/N AS3209-168	A B C	1
30B	AS3209-168		.PACKING, PREFORMED	A B C	1
- 40	3011338		.SEAL, AIR, COMPRESSOR, REAR STATOR NONINTR WITH P/N 3014019	A B	1
40A	3014019		.SEAL, AIR, COMPRESSOR, REAR STATOR POST-SB1113 INTRCHG WITH P/N 3031184	A B C	1
- 40B	3031184		.SEAL, AIR, COMPRESSOR, REAR STATOR POST-SB1293	A B C	1
50	3012271		.BOLT, MACHINE, DRD DBL HEX	A B C	4

CONTINUED

- ITEM NOT ILLUSTRATED

EFF MODEL A PT6A-27 B PT6A-28 C PT6A-21	EFF MODEL	EFF MODEL
--	-----------	-----------

**72-30-05**  
**Figure 1**  
Page 3  
Aug 27/2004

**PRATT & WHITNEY CANADA**  
**ILLUSTRATED PARTS CATALOG**  
**MANUAL PART NO. 3013244**

FIG. ITEM	PART NUMBER	AIRLINE PART NUMBER	NOMENCLATURE	EFFECT CODE	UNITS PER ASSY
			1234567		
1					
- 60	3004504		.PACKING, PREFORMED INTRCHG WITH P/N MS9388-154	A B C	1
60A	MS9388-154		.PACKING, PREFORMED INTRCHG WITH P/N AS3209-154	A B C	1
- 60B	AS3209-154		.PACKING, PREFORMED	A B C	1
65	3006194		.RIVET, TUBULAR, UNIVERSAL, HEAD USE WITH P/N 3006246	A B C	1
70	3004509		.NUT, SPANNER FOR ENGINES BUILT TO BS307, BS321, BS324, BS325, BS330, BS362, BS367, BS374, BS392, BS393, BS410, BS414, BS423, BS622, BS624, BS877 USE WITH P/N 3018701 NONINTR WITH P/N 3006246	A B C	1
70A	3006246		.RING, EXTERNAL THREAD USE WITH P/N 3111860-01	A B C	1
80	3004514		.WASHER, INTERNAL KEY FOR ENGINES BUILT TO BS307, BS321, BS324, BS325, BS330, BS362, BS367, BS374, BS392, BS393, BS410, BS414, BS423, BS622, BS624, BS877 USE WITH P/N 3004509	A B C	1
- 90	3004553		.SUPPORT AND ADAPTER SET, COMPRESSOR BEARING, NO.1 INTRCHG WITH P/N 3018701	A B	1
90A	3018701		.SUPPORT AND ADAPTER SET, COMPRESSOR BEARING, NO.1 POST-SB1146 NONINTR WITH P/N 3111860-01	A B C	1
90B	3111860-01		.SUPPORT AND ADAPTER SET, COMPRESSOR BEARING NO.1	A B C	1
100	3012270		.BOLT, MACHINE, HEX INTRCHG WITH P/N MS9517-03	A B C	5
- 100A	MS9517-03		.BOLT, MACHINE, HEX	A B C	5

CONTINUED

- ITEM NOT ILLUSTRATED

EFF MODEL	EFF MODEL	EFF MODEL
A PT6A-27		
B PT6A-28		
C PT6A-21		

**72-30-05**  
**Figure 1**  
Page 4  
Aug 27/2004

**PRATT & WHITNEY CANADA**  
**ILLUSTRATED PARTS CATALOG**  
**MANUAL PART NO. 3013244**

FIG. ITEM	PART NUMBER	AIRLINE PART NUMBER	1234567 NOMENCLATURE	EFFECT CODE	UNITS PER ASSY
1					
110	3004515		.WASHER, TAB  -----*-----	A B C	5
120	3004517		.HOUSING, BEARING, OUTER  ATTACHING PARTS	A B C	1
130	3012270		.BOLT, MACHINE, HEX INTRCHG WITH P/N MS9517-03	A B C	5
- 130A	MS9517-03		.BOLT, MACHINE, HEX	A B C	5
140	3004515		.WASHER, TAB  -----*-----	A B C	5
150	MS9565-06		.BOLT, MACHINE, DR DBL HEX	A B C	4
160	3001564		.WASHER, FLAT	A B C	4
170	3011949		.BOLT, MACHINE, HEX INTRCHG WITH P/N MS9489-06	A B C	4
- 170A	MS9489-06		.BOLT, MACHINE, HEX	A B C	4
180	3001538		.WASHER, KEY INTRCHG WITH P/N 3016598	A B C	4
- 180A	3016598		.WASHER, KEY PRE-PT6A SPB NO.33 TWO-WAY INTRCHG WITH P/N ST3371-01	A B C	4
- 180B	ST3371-01		.WASHER, KEY POST-PT6A SPB NO.33	A B C	4

- ITEM NOT ILLUSTRATED

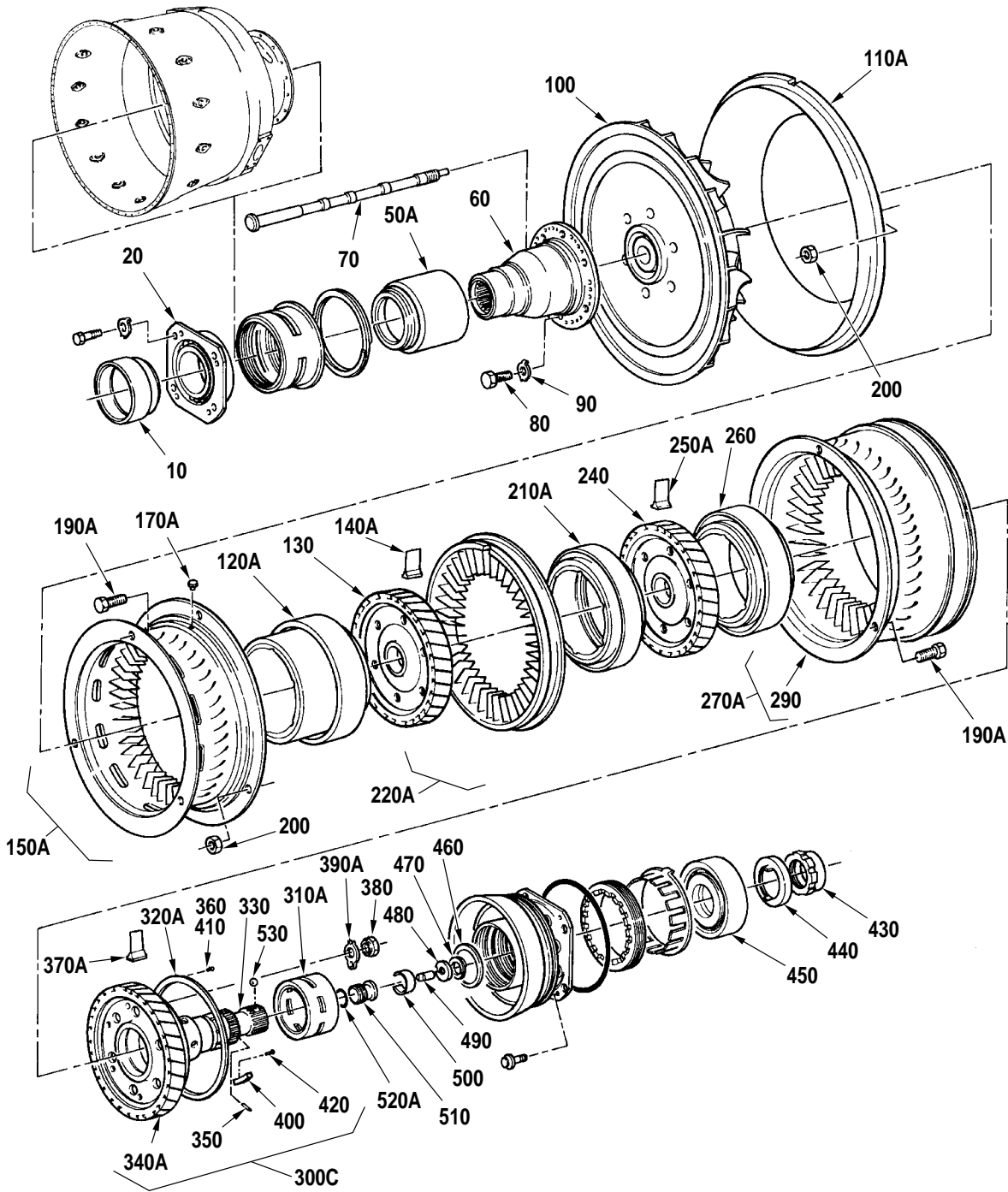
EFF MODEL A PT6A-27 B PT6A-28 C PT6A-21	EFF MODEL	EFF MODEL
--	-----------	-----------

**72-30-05**  
**Figure 1**  
Page 5/6  
Aug 27/2004



# Rotor Balancing Assembly, Compressor (Pre-SB1113)

PRATT & WHITNEY CANADA  
 ILLUSTRATED PARTS CATALOG  
 MANUAL PART NO. 3013244



Rotor Balancing Assembly, Compressor (Pre-SB1113)  
 Figure 2

**72-30-05**

**Figure 2**

Page 2

Aug 27/2004

C52035B



**PRATT & WHITNEY CANADA**  
**ILLUSTRATED PARTS CATALOG**  
**MANUAL PART NO. 3013244**

FIG. ITEM	PART NUMBER	AIRLINE PART NUMBER	NOMENCLATURE	EFFECT CODE	UNITS PER ASSY
			1234567		
2					
- 1	3010131		ROTOR BALANCING ASSEMBLY, COMPRESSOR PRE-SB1113 SEE FIG. 1 FOR NHA	A B	REF
10	3011425		.SEAL, AIR, COMPRESSOR, REAR, ROTOR	A B C	1
20	3006146		.BEARING, ROLLER, FLANGED INTRCHG WITH P/N 3032208	A B C	1
- 20A	3032208		.BEARING OPTION (IC) TWO-WAY INTRCHG WITH P/N 3032208 (IC) CONSISTS OF:	A B C	1
	3006146		..BEARING, ROLLER, FLANGED NO.2		AR
	3028004		..BEARING, ROLLER, FLANGED NO.2		AR
	3102455-01		..BEARING, ROLLER, FLANGED NO.2		AR
- 20B	3032208		.BEARING OPTION (IC) PRE-PT6A SPB NO.63 TWO-WAY INTRCHG WITH P/N 3032208 (IC) CONSISTS OF:	A B C	1
	3006146		..BEARING, ROLLER, FLANGED NO.2		AR
	3028004		..BEARING, ROLLER, FLANGED NO.2		AR
	3031717		..BEARING, ROLLER, FLANGED NO.2		AR
	3102455-01		..BEARING, ROLLER, FLANGED NO.2		AR
- 20C	3032208		.BEARING OPTION (IC) POST-PT6A SPB NO.63 (IC) CONSISTS OF:	A B C	1
	3028004		..BEARING, ROLLER, FLANGED NO.2		AR
	3102455-01		..BEARING, ROLLER, FLANGED NO.2		AR
- 30	NOT USED				
- 40	NOT USED				
- 50	3011339		.SEAL, AIR, COMPRESSOR, FRONT ROTOR INTRCHG WITH P/N 3015527	A B C	1
50A	3015527		.SEAL, AIR COMPRESSOR, FRONT ROTOR POST-SB1110	A B C	1

CONTINUED

- ITEM NOT ILLUSTRATED

EFF MODEL A PT6A-27 B PT6A-28 C PT6A-21	EFF MODEL	EFF MODEL
--	-----------	-----------

**72-30-05**  
**Figure 2**  
Page 3  
Aug 27/2004

**PRATT & WHITNEY CANADA**  
**ILLUSTRATED PARTS CATALOG**  
**MANUAL PART NO. 3013244**

FIG. ITEM	PART NUMBER	AIRLINE PART NUMBER	NOMENCLATURE	EFFECT CODE	UNITS PER ASSY
2			1234567		
60	3013578		.SHAFT, STUB, COMPRESSOR, FRONT INTRCHG WITH P/N 3102336-02	A B C	1
- 60A	3102336-02		.SHAFT, STUB, COMPRESSOR, FRONT	A B C	1
70	3012253		.TIE ROD, COMPRESSOR ROTOR	A B C	6
80	3012252		.COUNTERWEIGHT USE 0 TO 6 MAX.	A B C	AR
90	3004895		.WASHER, KEY USE 0 TO 6 MAX. INTRCHG WITH P/N 3016598	A B C	AR
- 90A	3016598		.WASHER, KEY USE 0 TO 6 MAX. PRE-PT6A SPB NO.33 TWO-WAY INTRCHG WITH P/N ST3371-01	A B C	AR
- 90B	ST3371-01		.WASHER, KEY USE 0 TO 6 MAX. POST-PT6A SPB NO.33	A B C	
100	3013176		.IMPELLER, CENTRIFUGAL INTRCHG WITH P/N 3033292	A B C	1
- 100A	3033292		.IMPELLER, CENTRIFUGAL	A B C	1
- 110	3010177		.HOUSING, IMPELLER INTRCHG WITH P/N 3021182	A B C	1
110A	3021182		.HOUSING, IMPELLER POST-SB1167	A B C	1
- 120	3011733		.SPACER COMPRESSOR DISK NONINTR WITH P/N 3014679	A B C	1
120A	3014679		.SPACER COMPRESSOR DISK, NO.3 POST-SB1101	A B C	1
130	3011713		.DISK, COMPRESSOR ROTOR THIRD- STAGE	A B C	1

CONTINUED

- ITEM NOT ILLUSTRATED

EFF MODEL A PT6A-27 B PT6A-28 C PT6A-21	EFF MODEL	EFF MODEL
--	-----------	-----------

**72-30-05**  
**Figure 2**  
Page 4  
Aug 27/2004

**PRATT & WHITNEY CANADA**  
**ILLUSTRATED PARTS CATALOG**  
**MANUAL PART NO. 3013244**

FIG. ITEM	PART NUMBER	AIRLINE PART NUMBER	NOMENCLATURE	EFFECT CODE	UNITS PER ASSY
2			1234567		
- 140	3010103		.BLADE, COMPRESSOR NONINTR WITH P/N 3013603	A B C	32
140A	3013603		.BLADE, COMPRESSOR POST-SB1101	A B C	32
- 150	3010163		.VANE AND SHROUD ASSEMBLY, COMPRESSOR THIRD-STAGE NONINTR WITH P/N 3013663	A B C	1
150A	3013663		.VANE AND SHROUD ASSEMBLY, COMPRESSOR POST-SB1101 PRE-SB1591 INTRCHG WITH P/N 3019463 TWO-WAY INTRCHG WITH P/N 3043833-01	A B C	1
- 150B	3019463		.STATOR ASSEMBLY, COMPRESSOR PRE-SB1591 TWO-WAY INTRCHG WITH P/N 3043843-01	A B C	1
- 150C	3043833-01		.STATOR ASSEMBLY, COMPRESSOR MAY BE OBTAINED BY REWORK OF P/N 3013663 POST-SB1591	A B C	1
- 150D	3043843-01		.STATOR ASSEMBLY, COMPRESSOR MAY BE OBTAINED BY REWORK OF P/N 3019463 POST-SB1591	A B C	1
160	DELETED				
- 170	3011335		..PIN, STRAIGHT, HEADED INTRCHG WITH P/N 3020163	A B C	1
170A	3020163		..PIN, STRAIGHT, HEADED	A B C	1
- 180	3020163P10		..PIN, STRAIGHT	A B C	AR
- 190	3012217		.BOLT, MACHINE, DRD HEX INTRCHG WITH P/N MS9529-04	A B C	6
190A	MS9529-04		.BOLT, MACHINE, DRD HEX INTRCHG WITH P/N MS9556-06 SEE NOTE 1	A B C	6

CONTINUED

- ITEM NOT ILLUSTRATED

EFF MODEL A PT6A-27 B PT6A-28 C PT6A-21	EFF MODEL	EFF MODEL
--	-----------	-----------

**72-30-05**  
**Figure 2**  
Page 5  
Aug 27/2004

**PRATT & WHITNEY CANADA**  
**ILLUSTRATED PARTS CATALOG**  
**MANUAL PART NO. 3013244**

FIG. ITEM	PART NUMBER	AIRLINE PART NUMBER	NOMENCLATURE	EFFECT CODE	UNITS PER ASSY
			1234567		
2					
- 190B	MS9556-06		.BOLT, MACHINE, DBL HEX SEE NOTE 1	A B C	6
200	3011250		.NUT, PLAIN, DRD HEX INTRCHG WITH P/N 3012414 SEE NOTE 1	A B C	6
- 200A	3012414		.NUT OPTION (IC) SEE TABLE FOR OPTIONAL PART NUMBERS SEE NOTE 1	A B C	6
- 210	3011732		.SPACER, COMPRESSOR DISK NO.2 NONINTR WITH P/N 3013632	A B C	1
210A	3013632		.SPACER, COMPRESSOR DISK NO.2 POST-SB1101	A B C	1
- 220	3010162		.VANE AND SHROUD ASSEMBLY, COMPRESSOR, SECOND-STAGE NONINTR WITH P/N 3014762	A B C	1
220A	3014762		.VANE AND SHROUD ASSEMBLY COMPRESSOR, SECOND-STAGE POST-SB1101	A B C	1
230	DELETED				
240	3013712		.DISK, COMPRESSOR, SECOND-STAGE	A B C	1
- 250	3010102		.BLADE, COMPRESSOR NONINTR WITH P/N 3013602	A B C	32
250A	3013602		.BLADE, COMPRESSOR POST-SB1101	A B C	32
260	3011731		.SPACER, COMPRESSOR DISK NO.1	A B C	1
- 270	3010161		.VANE AND SHROUD ASSEMBLY, COMPRESSOR, FIRST-STAGE NONINTR WITH P/N 3014761	A B C	1
270A	3014761		.VANE AND SHROUD ASSEMBLY, COMPRESSOR, FIRST-STAGE POST-SB1101	A B C	1
280	DELETED				
290	3010171		..SHROUD, COMPRESSOR	A B C	NP

CONTINUED

- ITEM NOT ILLUSTRATED

EFF MODEL	EFF MODEL	EFF MODEL
A PT6A-27		
B PT6A-28		
C PT6A-21		

**72-30-05**

**Figure 2**

Page 6

Aug 27/2004

**PRATT & WHITNEY CANADA**  
**ILLUSTRATED PARTS CATALOG**  
**MANUAL PART NO. 3013244**

FIG. ITEM	PART NUMBER	AIRLINE PART NUMBER	1234567 NOMENCLATURE	EFFECT CODE	UNITS PER ASSY
2					
- 300	3011721		.HUB ASSEMBLY, COMPRESSOR REAR NONINTR WITH P/N 3014121	A B C	1
- 300A	3014121		.HUB ASSEMBLY, COMPRESSOR REAR PRE-SB1113 NONINTR WITH P/N 3015821	A	1
- 300B	3015821		.HUB ASSEMBLY, COMPRESSOR REAR INTRCHG WITH P/N 3014721	A B C	1
300C	3014721		.HUB ASSEMBLY, COMPRESSOR REAR POST-SB1079	A B C	1
- 310	3011169		..SLEEVE, HUB, COMPRESSOR NONINTR WITH P/N 3014699	A B C	1
310A	3014699		..SLEEVE, HUB, COMPRESSOR POST-SB1101	A B C	1
- 320	3004682		..RING, BLADE RETAINING NONINTR WITH P/N 3010607	A B C	1
320A	3010607		..RING, BLADE RETAINING	A B C	1
330	3013036		..COUPLING, COMPRESSOR REAR HUB INTRCHG WITH P/N 3018175	A B C	1
- 330A	3018175		..COUPLING, COMPRESSOR REAR HUB	A B C	1
- 340	3011711		..HUB, COMPRESSOR COMPONENT OF P/N 3011721	A B C	NP
340A	3014111		..HUB, COMPRESSOR COMPONENT OF P/N 3014121	A B C	NP
350	3013032		..PIN, STRAIGHT HEADLESS, 0.1560 DIA X 1.1563	A B C	1
- 350A	3013032P10		..PIN, STRAIGHT, 0.010 IN. OVS	A B C	AR
- 350B	3013032P20		..PIN, STRAIGHT, 0.020 IN. OVS	A B C	AR

CONTINUED

- ITEM NOT ILLUSTRATED

EFF MODEL A PT6A-27 B PT6A-28 C PT6A-21	EFF MODEL	EFF MODEL
--	-----------	-----------

**72-30-05**  
**Figure 2**  
Page 7  
Aug 27/2004

**PRATT & WHITNEY CANADA**  
**ILLUSTRATED PARTS CATALOG**  
**MANUAL PART NO. 3013244**

FIG. ITEM	PART NUMBER	AIRLINE PART NUMBER	NOMENCLATURE	EFFECT CODE	UNITS PER ASSY
			1234567		
2					
- 350C	3013032P30		..PIN, STRAIGHT, 0.030 IN. OVS	A B C	AR
- 350D	3013032P40		..PIN, STRAIGHT, 0.040 IN. OVS	A B C	AR
360	AN123153		..RIVET, UNIVERSAL HEAD INTRCHG WITH P/N AN123154	A B C	6
- 360A	AN123154		..RIVET, UNIVERSAL HEAD	A B C	6
- 370	3010101		.BLADE, COMPRESSOR FIRST-STAGE	A B C	32
370A	3014801		.BLADE, COMPRESSOR FIRST-STAGE POST-SB1101	A B C	32
380	3012255		.NUT, PLAIN, HEX	A B C	6
- 390	3013210		.WASHER, KEY INTRCHG WITH P/N 3018176	A B C	6
390A	3018176		.WASHER, KEY	A B C	6
400	3005290CL		.WEIGHT, BALANCE, COMPRESSOR USE 0 TO 3 MAX. UNITS IN ANY COMBINATION OF CLASSES	A B C	AR
	3005290CLA		..WEIGHT, 0.0436-0.0523 OZ		AR
	3005290CLB		..WEIGHT, 0.0574-0.0684 OZ		AR
	3005290CLC		..WEIGHT, 0.0703-0.0838 OZ		AR
	3005290CLD		..WEIGHT, 0.0842-0.1000 OZ		AR
410	AN123160		.RIVET, UNIVERSAL HEAD USE 0 TO 5 MAX. INTRCHG WITH P/N AN123154	A B C	AR
- 410A	AN123154		.RIVET, UNIVERSAL HEAD USE 0 TO 5 MAX.	A B C	AR
420	AN123161		.RIVET, UNIVERSAL HEAD USE 0 TO 9 MAX.	A B C	AR

CONTINUED

- ITEM NOT ILLUSTRATED

EFF MODEL	EFF MODEL	EFF MODEL
A PT6A-27		
B PT6A-28		
C PT6A-21		

**72-30-05**  
**Figure 2**  
Page 8  
Aug 27/2004

**PRATT & WHITNEY CANADA**  
**ILLUSTRATED PARTS CATALOG**  
**MANUAL PART NO. 3013244**

FIG. ITEM	PART NUMBER	AIRLINE PART NUMBER	NOMENCLATURE	EFFECT CODE	UNITS PER ASSY
2			1234567		
430	3003862		.NUT, SPANNER, COMPRESSOR, NO.1 BEARING INNER RACE	A B C	1
440	3003417		.WASHER, CUP	A B C	1
450	3007194		.BEARING, BALL INTRCHG WITH P/N 3032621	A B C	1
- 450A	3032621		.BEARING OPTION (IC) INTRCHG WITH P/N 3033481 (IC) CONSISTS OF:	A B C	1
	3007194		..BEARING, BALL		AR
	3028003		..BEARING, BALL		AR
	3101864-01		..BEARING, BALL		AR
- 450B	3033481		.BEARING OPTION (IC) (IC) CONSISTS OF:	A B C	1
	3007194		..BEARING, BALL, ANNULAR		AR
	3033459		..BEARING, BALL, ANNULAR		AR
	3101864-01		..BEARING, BALL, ANNULAR		AR
460	3007355		.SPACER, ADJUSTING, IMPELLER CLEARANCE	A B C	1
470	3004904		.RING, RETAINING, SPIRAL	A B C	1
480	3011562		.WASHER, PLAIN POST-SB1079	A B C	1
490	3011730		.KEY, MACHINE, BALL THRUST SPRING	A B C	1
500	3011233		.SPRING, EXPANDER, BALL LOCK	A B C	1
510	3013037		.PLUG, PLAIN, GROOVED POST-SB1079	A B C	1
- 520	3001638		.PACKING, PREFORMED INTRCHG WITH P/N MS9388-012	A B C	1

CONTINUED

- ITEM NOT ILLUSTRATED

EFF MODEL	EFF MODEL	EFF MODEL
A PT6A-27		
B PT6A-28		
C PT6A-21		

**72-30-05**  
**Figure 2**  
Page 9  
Aug 27/2004

**PRATT & WHITNEY CANADA**  
**ILLUSTRATED PARTS CATALOG**  
**MANUAL PART NO. 3013244**

FIG. ITEM	PART NUMBER	AIRLINE PART NUMBER	NOMENCLATURE	EFFECT CODE	UNITS PER ASSY
2			1234567		
520A	MS9388-012		.PACKING, PREFORMED INTRCHG WITH P/N AS3209-012	A B C	1
- 520B	AS3209-012		.PACKING, PREFORMED	A B C	1
530	MS134353		.BEARING, BALL INTRCHG WITH P/N MS9461-04	A B C	1
- 530A	MS9461-04		.BEARING, BALL PRE-PT6A SPB NO.31 TWO-WAY INTRCHG WITH P/N MS19060-4810	A B C	1
- 530B	MS19060-4810		.BALL BEARING, 0.1562 DIA. POST-PT6A SPB NO.31  <u>NOTE 1: QUANTITY OF NINE IF P/N 3019463 IS FITTED</u>	A B C	1

- ITEM NOT ILLUSTRATED

EFF MODEL	EFF MODEL	EFF MODEL
A PT6A-27		
B PT6A-28		
C PT6A-21		

**72-30-05**  
**Figure 2**  
Page 10  
Aug 27/2004



# Rotor Balancing Assembly, Compressor (Post-SB1113)

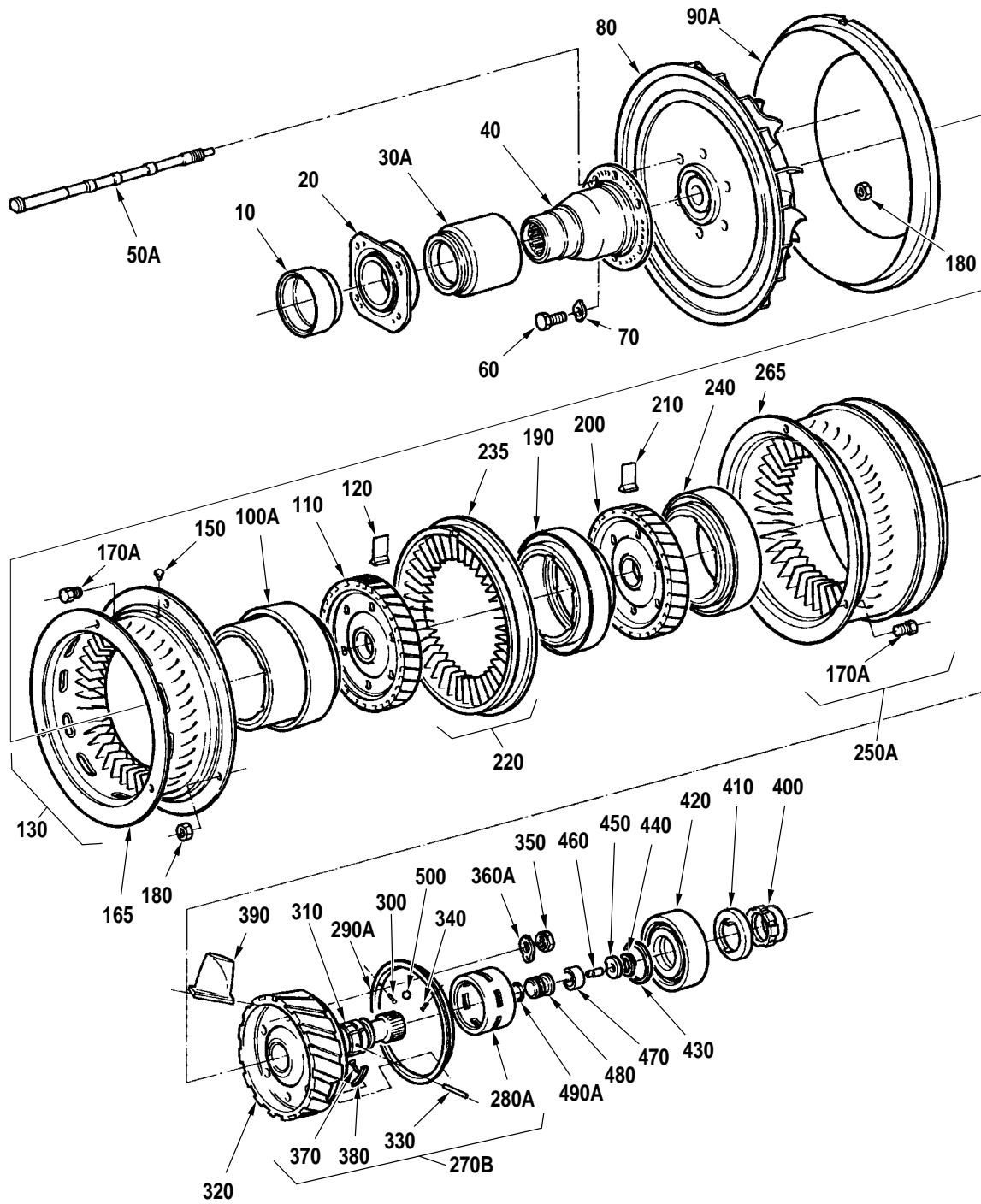
**72-30-05**

Figure 3

Page 1

Aug 27/2004

PRATT & WHITNEY CANADA  
 ILLUSTRATED PARTS CATALOG  
 MANUAL PART NO. 3013244



Rotor Balancing Assembly, Compressor (Post-SB1113)  
 Figure 3

C52036B  
**72-30-05**  
**Figure 3**  
 Page 2  
 Aug 27/2004

**PRATT & WHITNEY CANADA**  
**ILLUSTRATED PARTS CATALOG**  
**MANUAL PART NO. 3013244**

FIG. ITEM	PART NUMBER	AIRLINE PART NUMBER	NOMENCLATURE	EFFECT CODE	UNITS PER ASSY
3			1234567		
- 1	3013131		ROTOR BALANCING ASSEMBLY, COMPRESSOR SEE FIG. 1 FOR NHA POST-SB1113 INTRCHG WITH P/N 3028764	A B C	REF
- 1A	3028764		ROTOR BALANCING ASSEMBLY, COMPRESSOR SEE FIG. 1 FOR NHA	A B C	REF
10	3011425		.SEAL, AIR, COMPRESSOR REAR ROTOR	A B C	1
20	3006146		.BEARING, ROLLER, FLANGED INTRCHG WITH P/N 3032208	A B C	1
- 20A	3032208		.BEARING OPTION (IC) TWO-WAY INTRCHG WITH P/N 3032208 (IC) CONSISTS OF:	A B C	1
	3006146		..BEARING, ROLLER, FLANGED		AR
	3028004		..BEARING, ROLLER, FLANGED		AR
	3102455-01		..BEARING, ROLLER, FLANGED		AR
- 20B	3032208		.BEARING OPTION (IC) PRE-PT6A SPB NO.63 TWO-WAY INTRCHG WITH P/N 3032208 (IC) CONSISTS OF:	A B C	1
	3006146		..BEARING, ROLLER, FLANGED		AR
	3028004		..BEARING, ROLLER, FLANGED		AR
	3031717		..BEARING, ROLLER, FLANGED		AR
	3102455-01		..BEARING, ROLLER, FLANGED	A B C	AR
- 20C	3032208		.BEARING OPTION (IC) POST-PT6A SPB NO.63 (IC) CONSISTS OF:	A B C	1
	3028004		..BEARING, ROLLER, FLANGED		AR
	3102455-01		..BEARING, ROLLER, FLANGED		AR
- 30	3011339		.SEAL, AIR, COMPRESSOR FRONT ROTOR INTRCHG WITH P/N 3015527	A B	1

CONTINUED

- ITEM NOT ILLUSTRATED

EFF MODEL A PT6A-27 B PT6A-28 C PT6A-21	EFF MODEL	EFF MODEL
--	-----------	-----------

**72-30-05**  
**Figure 3**  
Page 3  
Aug 27/2004

**PRATT & WHITNEY CANADA**  
**ILLUSTRATED PARTS CATALOG**  
**MANUAL PART NO. 3013244**

FIG. ITEM	PART NUMBER	AIRLINE PART NUMBER	NOMENCLATURE	EFFECT CODE	UNITS PER ASSY
3			1234567		
30A	3015527		.SEAL, AIR, COMPRESSOR FRONT ROTOR POST-SB1110	A B C	1
40	3013578		.SHAFT, STUB, COMPRESSOR FRONT INTRCHG WITH P/N 3102336-02	A B C	1
- 40A	3102336-02		.SHAFT, STUB, COMPRESSOR FRONT	A B C	1
- 50	3012353		.TIE ROD, COMPRESSOR ROTOR NONINTR WITH P/N 3019371	A B	6
50A	3019371		.TIE ROD, COMPRESSOR ROTOR POST-SB1166	A B C	6
60	3012252		.COUNTERWEIGHT USE 0 TO 6 MAX.	A B C	AR
70	3004895		.WASHER, TAB USE 0 TO 6 MAX. INTRCHG WITH P/N 3016598	A B C	AR
- 70A	3016598		.WASHER, KEY USE 0 TO 6 MAX. PRE-PT6A SPB NO.33 TWO-WAY INTRCHG WITH P/N ST3371-01	A B C	AR
- 70B	ST3371-01		.WASHER, KEY USE 0 TO 6 MAX. POST-PT6A SPB NO.33	A B C	
80	3013176		.IMPELLER, CENTRIFUGAL INTRCHG WITH P/N 3033292	A B C	1
- 80A	3033292		.IMPELLER, CENTRIFUGAL	A B C	1
- 80B	3032249		.IMPELLER, CENTRIFUGAL POST-SB1336 SEE NOTE 1	A B C	NP
- 90	3010177		.HOUSING, IMPELLER INTRCHG WITH P/N 3021182	A B C	1
90A	3021182		.HOUSING, IMPELLER POST-SB1167	A B C	1
- 100	3013579		.SPACER, COMPRESSOR DISK NO.3 NONINTR WITH P/N 3014679	A B	1

CONTINUED

- ITEM NOT ILLUSTRATED

EFF MODEL	EFF MODEL	EFF MODEL
A PT6A-27		
B PT6A-28		
C PT6A-21		

**72-30-05**

**Figure 3**

Page 4

Aug 27/2004

**PRATT & WHITNEY CANADA**  
**ILLUSTRATED PARTS CATALOG**  
**MANUAL PART NO. 3013244**

FIG. ITEM	PART NUMBER	AIRLINE PART NUMBER	NOMENCLATURE	EFFECT CODE	UNITS PER ASSY
3			1234567		
100A	3014679		.SPACER, COMPRESSOR DISK NO.3 POST-SB1101	A B C	1
110	3011713		.DISK, COMPRESSOR ROTOR, THIRD- STAGE	A B C	1
120	3013603		.BLADE, COMPRESSOR, THIRD-STAGE	A B C	32
130	3013663		.VANE AND SHROUD ASSEMBLY, COMPRESSOR, THIRD-STAGE PRE-SB1591 INTRCHG WITH P/N 3019463 TWO-WAY INTRCHG WITH P/N 3043833-01	A B C	1
- 130A	3019463		.STATOR ASSEMBLY, COMPRESSOR, THIRD-STAGE	A B C	1
- 130B	3043833-01		.STATOR ASSEMBLY, COMPRESSOR, THIRD-STAGE MAY BE OBTAINED BY REWORK OF P/N 3013663 POST-SB1591	A B C	1
140	DELETED				
150	3020163		..PIN, STRAIGHT, HEADED 0.125 DIA X 0.125 LG	A B C	1
- 160	3020163P10		..PIN, STRAIGHT 0.010 ON OVS	A B C	AR
165	3010173		..SHROUD, COMPRESSOR	A B C	NP
- 170	3012217		.BOLT, MACHINE, DRD HEX INTRCHG WITH P/N MS9529-04	A B	6
170A	MS9529-04		.BOLT, MACHINE, DRD HEX INTRCHG WITH P/N MS9556-06 SEE NOTE 2	A B C	6
- 170B	MS9556-06		.BOLT, MACHINE, DBL HEX SEE NOTE 2	A B C	6
180	3011250		.NUT, PLAIN, DRD HEX INTRCHG WITH P/N 3012414 SEE NOTE 2	A B C	6

CONTINUED

- ITEM NOT ILLUSTRATED

EFF MODEL	EFF MODEL	EFF MODEL
A PT6A-27		
B PT6A-28		
C PT6A-21		

**72-30-05**  
**Figure 3**  
Page 5  
Aug 27/2004

**PRATT & WHITNEY CANADA**  
**ILLUSTRATED PARTS CATALOG**  
**MANUAL PART NO. 3013244**

FIG. ITEM	PART NUMBER	AIRLINE PART NUMBER	NOMENCLATURE	EFFECT CODE	UNITS PER ASSY
			1234567		
3					
- 180A	3012414		.NUT OPTION (IC) SEE TABLE FOR OPTIONAL PART NUMBERS SEE NOTE 2	A B C	6
190	3013632		.SPACER, COMPRESSOR DISK NO.2	A B C	1
200	3013712		.DISK, COMPRESSOR	A B C	1
210	3013602		.BLADE, COMPRESSOR SECOND-STAGE	A B C	32
220	3013662		.STATOR ASSEMBLY, COMPRESSOR, SECOND-STAGE PRE-SB1591 TWO-WAY INTRCHG WITH P/N 3043822-01	A B C	1
- 220A	3043822-01		.STATOR ASSEMBLY, COMPRESSOR, SECOND-STAGE MAY BE OBTAINED BY REWORK OF P/N 3013662 POST-SB1591	A B C	1
230	DELETED				
235	3013172		..SHROUD, COMPRESSOR STATOR	A B C	NP
240	3012521		.SPACER, COMPRESSOR DISK NO.1	A B C	1
- 250	3013161		.STATOR ASSEMBLY, COMPRESSOR, FIRST-STAGE NONINTR WITH P/N 3013661	A B	1
250A	3013661		.STATOR ASSEMBLY, COMPRESSOR, FIRST-STAGE PRE-SB1591 TWO-WAY INTRCHG WITH P/N 3043831-01	A B C	1
- 250B	3043831-01		.STATOR ASSEMBLY, COMPRESSOR FIRST-STAGE MAY BE OBTAINED BY REWORK OF P/N 3013661 POST-SB1591	A B C	1
260	DELETED				

CONTINUED

- ITEM NOT ILLUSTRATED

EFF MODEL A PT6A-27 B PT6A-28 C PT6A-21	EFF MODEL	EFF MODEL
--	-----------	-----------

**72-30-05**  
**Figure 3**  
Page 6  
Aug 27/2004

**PRATT & WHITNEY CANADA**  
**ILLUSTRATED PARTS CATALOG**  
**MANUAL PART NO. 3013244**

FIG. ITEM	PART NUMBER	AIRLINE PART NUMBER	1234567 NOMENCLATURE	EFFECT CODE	UNITS PER ASSY
3					
265	3013171		..SHROUD, COMPRESSOR STATOR	A B C	NP
- 270	3013221		..HUB ASSEMBLY, COMPRESSOR, REAR INTRCHG WITH P/N 3015621	A B	1
- 270A	3015621		..HUB ASSEMBLY, COMPRESSOR, REAR INTRCHG WITH P/N 3013821	A B C	1
270B	3013821		..HUB ASSEMBLY, COMPRESSOR, REAR POST-SB1113	A B C	1
- 280	3014018		..SEAL, AIR, COMPRESSOR COMPONENT OF P/N 3013221 AND 3015621 INTRCHG WITH P/N 3014020	A B C	1
280A	3014020		..SEAL, AIR, COMPRESSOR, REAR COMPONENT OF P/N 3013821	A B C	1
- 290	3004682		..RING, BLADE RETAINING COMPONENT OF P/N 3013221 INTRCHG WITH P/N 3010607	A B	1
290A	3010607		..RING, BLADE RETAINING COMPONENT OF P/N 3015621 AND 3013821	A B C	1
300	AN123153		..RIVET, UNIVERSAL HEAD INTRCHG WITH P/N AN123154	A B C	6
- 300A	AN123154		..RIVET, UNIVERSAL HEAD	A B C	6
310	3013036		..COUPLING, COMPRESSOR REAR HUB INTRCHG WITH P/N 3018175	A B C	1
- 310A	3018175		..COUPLING, COMPRESSOR REAR HUB	A B C	1
320	3013111		..HUB, COMPRESSOR, REAR	A B C	NP
330	3013032		..PIN, STRAIGHT 0.1560 X 0.1563 DIA.	A B C	1
- 330A	3013032P10		..PIN, STRAIGHT 0.1660 X 0.1663 DIA.	A B C	AR

CONTINUED

- ITEM NOT ILLUSTRATED

EFF MODEL A PT6A-27 B PT6A-28 C PT6A-21	EFF MODEL	EFF MODEL
--	-----------	-----------

**72-30-05**  
**Figure 3**  
Page 7  
Aug 27/2004

**PRATT & WHITNEY CANADA**  
**ILLUSTRATED PARTS CATALOG**  
**MANUAL PART NO. 3013244**

FIG. ITEM	PART NUMBER	AIRLINE PART NUMBER	1234567 NOMENCLATURE	EFFECT CODE	UNITS PER ASSY
3					
- 330B	3013032P20		.PIN, STRAIGHT 0.1760 X 0.1763 DIA.	A B C	AR
- 330C	3013032P30		.PIN, STRAIGHT 0.1860 X 0.1863 DIA.	A B C	AR
- 330D	3013032P40		.PIN, STRAIGHT 0.1960 X 0.1963 DIA	A B C	AR
340	AN123160		.RIVET, UNIVERSAL HEAD USE 0 TO 5 MAX. INTRCHG WITH P/N AN123154	A B C	AR
- 340A	AN123154		.RIVET, UNIVERSAL HEAD USE 0 TO 5 MAX.	A B C	AR
350	3012255		.NUT, PLAIN, HEX	A B C	6
- 360	3013210		.WASHER, KEY INTRCHG WITH P/N 3018176	A B	6
360A	3018176		.WASHER, KEY	A B C	6
370	AN123161		.RIVET, UNIVERSAL HEAD BALANCE WEIGHT USE 0 TO 9 MAX.	A B C	9
380	3005290CL		.WEIGHT, BALANCE, COMPRESSOR USE 0 TO 3 MAX.	A B C	AR
	3005290CLA		.WEIGHT, 0.0436-0.0523 OZ		AR
	3005290CLB		.WEIGHT, 0.0574-0.0684 OZ		AR
	3005290CLC		.WEIGHT, 0.0703-0.0838 OZ		AR
	3005290CLD		.WEIGHT, 0.0842-0.1000 OZ		AR
390	3012801		.BLADE, COMPRESSOR	A B C	16
400	3003862		.NUT, SPANNER, COMPRESSOR, NO.1 BEARING INNER RACE	A B C	1
410	3003417		.WASHER, CUP	A B C	1

CONTINUED

- ITEM NOT ILLUSTRATED

EFF MODEL	EFF MODEL	EFF MODEL
A PT6A-27		
B PT6A-28		
C PT6A-21		

**72-30-05**  
**Figure 3**  
Page 8  
Aug 27/2004



**PRATT & WHITNEY CANADA**  
**ILLUSTRATED PARTS CATALOG**  
**MANUAL PART NO. 3013244**

FIG. ITEM	PART NUMBER	AIRLINE PART NUMBER	NOMENCLATURE	EFFECT CODE	UNITS PER ASSY
3			1234567		
420	3007194		.BEARING, BALL INTRCHG WITH P/N 3032621	A B C	1
- 420A	3032621		.BEARING OPTION (IC) INTRCHG WITH P/N 3033481 (IC) CONSISTS OF:	A B C	1
	3007194		..BEARING, BALL		AR
	3028003		..BEARING, BALL		AR
	3101864-01		..BEARING, BALL		AR
- 420B	3033481		.BEARING OPTION (IC) (IC) CONSISTS OF:	A B C	1
	3001794		..BEARING, BALL		AR
	3033459		..BEARING, BALL		AR
	3101864-01		..BEARING, BALL		AR
430	3007355		.SPACER, ADJUSTING, IMPELLER CLEARANCE	A B C	1
440	3004904		.RING, RETAINING, SPIRAL	A B C	1
450	3011562		.WASHER, PLAIN	A B C	1
460	3011730		.KEY, MACHINE, BALL THRUST SPRING	A B C	1
470	3011233		.SPRING, EXPANDER, BALL LOCK	A B C	1
480	3013037		.PLUG, PLAIN, GROOVED	A B C	1
- 490	3001638		.PACKING, PREFORMED INTRCHG WITH P/N MS9388-012	A B C	1
490A	MS9388-012		.PACKING, PREFORMED INTRCHG WITH P/N AS3209-012	A B C	1
- 490B	AS3209-012		.PACKING, PREFORMED	A B C	1

CONTINUED

- ITEM NOT ILLUSTRATED

EFF MODEL A PT6A-27 B PT6A-28 C PT6A-21	EFF MODEL	EFF MODEL
--	-----------	-----------

**72-30-05**  
**Figure 3**  
Page 9  
Aug 27/2004

**PRATT & WHITNEY CANADA**  
**ILLUSTRATED PARTS CATALOG**  
**MANUAL PART NO. 3013244**

FIG. ITEM	PART NUMBER	AIRLINE PART NUMBER	NOMENCLATURE	EFFECT CODE	UNITS PER ASSY
3			1234567		
500	MS134353		.BALL, PRECISION GRADE 0.1562 NOM DIA. SEE NOTE 3 INTRCHG WITH P/N MS9461-04	A B C	1
- 500A	MS9461-04		.BALL, BEARING 0.1562 DIA SEE NOTE 3 PRE-PT6A SPB NO.31 TWO-WAY INTRCHG WITH P/N MS19060-4810	A B C	1
- 500B	MS19060-4810		.BALL BEARING 0.1562 DIA. POST-PT6A SPB NO.31  <u>NOTE 1:</u> FITTED TO A LIMITED NUMBER OF ENGINES, WILL NOT BE SUPPLIED AS A SPARE  <u>NOTE 2:</u> QUANTITY OF NINE IF P/N 3019463 IS FITTED  <u>NOTE 3:</u> NOT A COMPONENT OF BALANCING ASSEMBLY P/N 3013131, SHOWN FOR CONVENIENCE ONLY	A B C	1

- ITEM NOT ILLUSTRATED

EFF MODEL	EFF MODEL	EFF MODEL
A PT6A-27		
B PT6A-28		
C PT6A-21		

**72-30-05**  
**Figure 3**  
Page 10  
Aug 27/2004